

Skagit County Auditor/Elections



200411170150  
Skagit County Auditor

11/17/2004 Page 1 of 97 3:54PM

Document Title: Certificate General Elections Results 2004

Grantor(s):

1. Skagit County Auditor

Grantee(s):

1. Public

**Official Returns**  
**Of the**  
**State General Election**

**held in**

**SKAGIT**

**County**

*November 2, 2004*

**State of Washington**



200411170150  
Skagit County Auditor

CERTIFICATION OF THE CANVASSING BOARD  
FIRE PROTECTION DISTRICT 17  
SKAGIT COUNTY, WASHINGTON  
SPECIAL ELECTION  
November 2, 2004

STATE OF WASHINGTON )

ss.

COUNTY OF SKAGIT )

We the undersigned being the officers designated by law as constituting the Skagit County Canvassing Board, have completed our canvass of the votes as it pertains to the Special Election held in Fire Protection District 17, Skagit County, Washington, within the boundaries of said District. The total number of registered voters in the District was 573; the number of ballots cast was 469, and the results were as follows:

AUTHORIZING PROPERTY TAX LEVY LID LIFT

YES.....296 (63.11%)

NO .....173 (36.89%)

The canvass having been completed this 17th day of November, 2004.

NOTE: THIS PROPOSITION PASSED.

SKAGIT COUNTY CANVASSING BOARD

Norma Brummett  
County Auditor

Leel W Anderson  
Chairman of County  
Commissioners

Don S Anderson, DCA  
Prosecuting Attorney

AFFIDAVIT

I do solemnly swear that the above are the full, true and correct returns of the Fire Protection District 17 Special Election, involved in the above election and that they have in nowise been altered by additions or erasures and that they are the same as when they were deposited in my office, so help me God.

Norma Brummett  
Skagit County Auditor, Ex-Officio  
Supervisor of Elections

ATTEST:

Leel W Anderson  
Chairman, Skagit County Commissioners




200411170150  
Skagit County Auditor

## Oath of County Auditor or Supervisor of Elections

STATE OF WASHINGTON            )  
                                          ) ss.  
COUNTY OF SKAGIT

I solemnly swear that the returns of the State General Election held on November 2, 2004, in Skagit County, State of Washington, have been in no way altered by additions or erasures and that they are the same as when they were deposited in my office.

  
\_\_\_\_\_  
County Auditor or Supervisor of Elections

*Subscribed and sworn to me this 17th day of November, 2004*

  
\_\_\_\_\_  
Chairman, County Legislative Authority

## Certification of the Canvassing Board

STATE OF WASHINGTON            )  
                                          ) ss.  
COUNTY OF SKAGIT)

The undersigned officers designated by law as constituting the Canvassing Board for the County of Skagit, State of Washington, hereby certify that this is a full, true and correct copy of the Abstract of Votes cast at the State General Election held on November 2, 2004, in Skagit County, State of Washington; that the total number of active registered voters in all precincts was 63,185; the total number of inactive registered voters in all precincts was 7,920; the total number of all registered voters in all precincts was 71,105; and that the total number of votes cast in such precincts was 52,577.

*Witness our hands and official seal this 17th day of November, 2004*

  
\_\_\_\_\_  
County Auditor or Supervisor of Elections

  
\_\_\_\_\_  
Chairman, County Legislative Authority

  
\_\_\_\_\_  
County Prosecuting Attorney



200411170150  
Skagit County Auditor

	TOTAL VOTES	%	ELECTION DAY	ABSENTEE
PRECINCTS COUNTED (OF 116)	116	100.00		
REGISTERED VOTERS- TOTAL	63,185			
BALLOTS CAST- TOTAL	52,577		22,092	30,485
BALLOTS CAST - ABSENTEE BALLOTS	30,523		48	30,475
BALLOTS CAST - REGULAR BALLOTS	22,054		22,044	10
VOTER TURNOUT- TOTAL		83.21		
VOTER TURNOUT - ABSENTEE BALLOTS		48.31		
VOTER TURNOUT - REGULAR BALLOTS		34.90		

INITIATIVE TO THE PEOPLE 872

Vote For 1  
 (WITH 116 OF 116 PRECINCTS COUNTED)

Yes	29,953	59.46	12,710	17,243
No.	20,418	40.54	8,378	12,040
Total	50,371		21,088	29,283
Over Votes	1		0	1
Under Votes	2,205		1,004	1,201

INITIATIVE TO THE PEOPLE 884

Vote For 1  
 (WITH 116 OF 116 PRECINCTS COUNTED)

Yes	19,768	38.83	9,323	10,445
No.	31,144	61.17	12,070	19,074
Total	50,912		21,393	29,519
Over Votes	2		1	1
Under Votes	1,663		698	965

INITIATIVE TO THE PEOPLE 892

Vote For 1  
 (WITH 116 OF 116 PRECINCTS COUNTED)

Yes	21,522	41.87	9,003	12,519
No.	29,886	58.13	12,597	17,289
Total	51,408		21,600	29,808
Over Votes	3		3	0
Under Votes	1,166		489	677

REFERENDUM MEASURE 55

Vote For 1  
 (WITH 116 OF 116 PRECINCTS COUNTED)

Approved	22,051	44.06	9,462	12,589
Rejected	27,995	55.94	11,513	16,482
Total	50,046		20,975	29,071
Over Votes	2		2	0
Under Votes	2,529		1,115	1,414

INITIATIVE TO THE LEGISLATURE 297

Vote For 1  
 (WITH 116 OF 116 PRECINCTS COUNTED)

Yes	32,046	66.79	13,865	18,181
No.	15,936	33.21	6,393	9,543
Total	47,982		20,258	27,724
Over Votes	0		0	0
Under Votes	4,595		1,834	2,761



	TOTAL VOTES	%	ELECTION DAY	ABSENTEE
<b>U.S. PRESIDENT AND VICE PRESIDENT</b>				
Vote For 1				
(WITH 116 OF 116 PRECINCTS COUNTED)				
Kerry/Edwards (D ) . . . . .	25,131	48.05	10,504	14,627
Bush/Cheney (R ) . . . . .	26,139	49.98	11,015	15,124
Badnarik/Campagna (L ) . . . . .	226	.43	104	122
Parker/Gutierrez (WW ) . . . . .	27	.05	12	15
Cobb/LaMarche (G ) . . . . .	73	.14	34	39
Harris/Trowe (SW ) . . . . .	7	.01	4	3
Peroutka/Baldwin (C ) . . . . .	85	.16	56	29
Van Auken/Lawrence (SE ) . . . . .	8	.02	1	7
Nader/Camejo (I ) . . . . .	534	1.02	223	311
WRITE-IN. . . . .	69	.13	24	45
Total . . . . .	52,299		21,977	30,322
Over Votes . . . . .	24		17	7
Under Votes . . . . .	254		98	156

<b>U.S. SENATOR</b>				
Vote For 1				
(WITH 116 OF 116 PRECINCTS COUNTED)				
Patty Murray (D ) . . . . .	26,162	50.58	10,882	15,280
George R Nethercutt Jr (R ) . . . . .	24,364	47.10	10,320	14,044
J. Mills (L ) . . . . .	619	1.20	276	343
Mark B. Wilson (G ) . . . . .	562	1.09	224	338
WRITE-IN. . . . .	18	.03	11	7
Total . . . . .	51,725		21,713	30,012
Over Votes . . . . .	4		3	1
Under Votes . . . . .	848		376	472

<b>U.S. REPRESENTATIVE DIST 2</b>				
Vote For 1				
(WITH 116 OF 116 PRECINCTS COUNTED)				
Rick Larsen (D ) . . . . .	31,844	62.87	13,344	18,500
Suzanne Sinclair (R ) . . . . .	17,604	34.75	7,312	10,292
Bruce Guthrie (L ) . . . . .	1,170	2.31	502	668
WRITE-IN. . . . .	34	.07	18	16
Total . . . . .	50,652		21,176	29,476
Over Votes . . . . .	2		2	0
Under Votes . . . . .	1,923		914	1,009

<b>GOVERNOR</b>				
Vote For 1				
(WITH 116 OF 116 PRECINCTS COUNTED)				
Christine Gregoire (D ) . . . . .	23,195	44.93	9,471	13,724
Dino Rossi (R ) . . . . .	27,135	52.56	11,636	15,499
Ruth Bennett (L ) . . . . .	1,260	2.44	563	697
WRITE-IN. . . . .	40	.08	21	19
Total . . . . .	51,630		21,691	29,939
Over Votes . . . . .	3		2	1
Under Votes . . . . .	944		399	545



200411170150  
 Skagit County Auditor

	TOTAL VOTES	%	ELECTION DAY	ABSENTEE
<b>LIEUTENANT GOVERNOR</b>				
Vote For 1				
(WITH 116 OF 116 PRECINCTS COUNTED)				
Brad Owen (D ) . . . . .	25,212	51.33	10,322	14,890
Jim Wiest (R ) . . . . .	20,481	41.70	8,629	11,852
Jocelyn A Langlois (L ) . . . . .	2,133	4.34	998	1,135
Bern Haggerty (G ) . . . . .	1,239	2.52	546	693
WRITE-IN. . . . .	51	.10	25	26
Total . . . . .	49,116		20,520	28,596
Over Votes . . . . .	1		1	0
Under Votes . . . . .	3,460		1,571	1,889

<b>SECRETARY OF STATE</b>				
Vote For 1				
(WITH 116 OF 116 PRECINCTS COUNTED)				
Laura Ruderman (D ) . . . . .	21,024	42.73	8,695	12,329
Sam Reed (R ) . . . . .	26,560	53.98	11,157	15,403
Jacqueline Passey (L ) . . . . .	1,587	3.23	753	834
WRITE-IN. . . . .	33	.07	10	23
Total . . . . .	49,204		20,615	28,589
Over Votes . . . . .	3		3	0
Under Votes . . . . .	3,370		1,474	1,896

<b>STATE TREASURER</b>				
Vote For 1				
(WITH 116 OF 116 PRECINCTS COUNTED)				
Mike Murphy (D ) . . . . .	27,413	56.51	11,197	16,216
Oscar S. Lewis (R ) . . . . .	19,190	39.56	8,199	10,991
John Sample (L ) . . . . .	1,872	3.86	823	1,049
WRITE-IN. . . . .	34	.07	18	16
Total . . . . .	48,509		20,237	28,272
Over Votes . . . . .	3		3	0
Under Votes . . . . .	4,065		1,852	2,213

<b>STATE AUDITOR</b>				
Vote For 1				
(WITH 116 OF 116 PRECINCTS COUNTED)				
Brian Sonntag (D ) . . . . .	29,033	59.82	11,671	17,362
Will Baker (R ) . . . . .	17,607	36.28	7,738	9,869
Jason G. Bush (L ) . . . . .	1,855	3.82	845	1,010
WRITE-IN. . . . .	36	.07	18	18
Total . . . . .	48,531		20,272	28,259
Over Votes . . . . .	2		1	1
Under Votes . . . . .	4,044		1,819	2,225

<b>ATTORNEY GENERAL</b>				
Vote For 1				
(WITH 116 OF 116 PRECINCTS COUNTED)				
Deborah Senn (D ) . . . . .	20,310	40.87	8,224	12,086
Rob McKenna (R ) . . . . .	27,594	55.53	11,717	15,877
J. Bradley Gibson (L ) . . . . .	968	1.95	456	512
Paul Richmond (G ) . . . . .	799	1.61	374	425
WRITE-IN. . . . .	21	.04	6	15
Total . . . . .	49,692		20,777	28,915
Over Votes . . . . .	2		1	1
Under Votes . . . . .	2,883		1,314	1,569



TOTAL VOTES % ELECTION DAY ABSENTEE

COMMISSIONER OF PUBLIC LANDS

Vote For 1

(WITH 116 OF 116 PRECINCTS COUNTED)

Mike Cooper (D ) . . . . .	20,864	42.95	8,623	12,241
Doug Sutherland (R ) . . . . .	26,028	53.59	10,860	15,168
Steve Layman (L ) . . . . .	1,662	3.42	775	887
WRITE-IN. . . . .	19	.04	6	13
Total . . . . .	48,573		20,264	28,309
Over Votes . . . . .	2		1	1
Under Votes . . . . .	4,002		1,827	2,175

SUPERINTENDENT OF PUBLIC INSTRUCTION

Vote For 1

(WITH 116 OF 116 PRECINCTS COUNTED)

Teresa Bergeson . . . . .	24,452	56.01	10,126	14,326
Judith Billings . . . . .	19,024	43.58	7,794	11,230
WRITE-IN. . . . .	182	.42	76	106
Total . . . . .	43,658		17,996	25,662
Over Votes . . . . .	1		1	0
Under Votes . . . . .	8,918		4,095	4,823

INSURANCE COMMISSIONER

Vote For 1

(WITH 116 OF 116 PRECINCTS COUNTED)

Mike Kreidler (D ) . . . . .	24,066	50.77	9,664	14,402
John Adams (R ) . . . . .	21,174	44.67	9,074	12,100
Stephen D. Steele (L ) . . . . .	2,118	4.47	965	1,153
WRITE-IN. . . . .	40	.08	12	28
Total . . . . .	47,398		19,715	27,683
Over Votes . . . . .	0		0	0
Under Votes . . . . .	5,179		2,377	2,802

STATE SENATOR DIST 10

Vote For 1

(WITH 29 OF 29 PRECINCTS COUNTED)

Mary Margaret Haugen (D ) . . . . .	5,137	47.90	2,343	2,794
April Lynne Axthelm (R ) . . . . .	5,353	49.92	2,502	2,851
Brett Wilhelm (L ) . . . . .	232	2.16	116	116
WRITE-IN. . . . .	2	.02	1	1
Total . . . . .	10,724		4,962	5,762
Over Votes . . . . .	0		0	0
Under Votes . . . . .	607		322	285

STATE SENATOR DIST 39

Vote For 1

(WITH 27 OF 27 PRECINCTS COUNTED)

Susanne Olson (D ) . . . . .	5,185	48.63	2,440	2,745
Val Stevens (R ) . . . . .	5,456	51.17	2,492	2,964
WRITE-IN. . . . .	21	.20	10	11
Total . . . . .	10,662		4,942	5,720
Over Votes . . . . .	0		0	0
Under Votes . . . . .	1,082		565	517



200411170150

Skagit County Auditor



TOTAL VOTES \* ELECTION DAY ABSENTEE

STATE SENATOR DIST 40

Vote For 1

(WITH 60 OF 60 PRECINCTS COUNTED)

Harriet A. Spanel (D ) . . . . .	15,430	56.50	5,860	9,570 ✓
Gerald Baron (R ) . . . . .	11,836	43.34	4,460	7,376 ✓
WRITE-IN. . . . .	45	.16	17	28 ✓
Total . . . . .	27,311		10,337	16,974 ✓
Over Votes . . . . .	1		0	1 ✓
Under Votes . . . . .	2,190		964	1,226 ✓

STATE REPRESENTATIVE DIST 10 POS 1

Vote For 1

(WITH 29 OF 29 PRECINCTS COUNTED)

Nancy Conard (D ) . . . . .	4,748	45.71	2,228	2,520 ✓
Chris Strow (R ) . . . . .	5,338	51.39	2,416	2,922 ✓
Tom Bronkema (L ) . . . . .	300	2.89	150	150 ✓
WRITE-IN. . . . .	2	.02	1	1 ✓
Total . . . . .	10,388		4,795	5,593 ✓
Over Votes . . . . .	0		0	0 ✓
Under Votes . . . . .	943		489	454 ✓

STATE REPRESENTATIVE DIST 10 POS 2

Vote For 1

(WITH 29 OF 29 PRECINCTS COUNTED)

Mark L. Norton (D ) . . . . .	3,772	36.60	1,817	1,955 ✓
Barbara Bailey (R ) . . . . .	6,210	60.26	2,775	3,435 ✓
Lew Randall (L ) . . . . .	317	3.08	153	164 ✓
WRITE-IN. . . . .	6	.06	3	3 ✓
Total . . . . .	10,305		4,748	5,557 ✓
Over Votes . . . . .	0		0	0 ✓
Under Votes . . . . .	1,026		536	490 ✓

STATE REPRESENTATIVE DIST 39 POS 1

Vote For 1

(WITH 27 OF 27 PRECINCTS COUNTED)

Joel Selling (D ) . . . . .	4,790	44.76	2,218	2,572 ✓
Dan Kristiansen (R ) . . . . .	5,887	55.01	2,710	3,177 ✓
WRITE-IN. . . . .	25	.23	13	12 ✓
Total . . . . .	10,702		4,941	5,761 ✓
Over Votes . . . . .	0		0	0 ✓
Under Votes . . . . .	1,042		566	476 ✓

STATE REPRESENTATIVE DIST 39 POS 2

Vote For 1

(WITH 27 OF 27 PRECINCTS COUNTED)

Pedro Gonzales (D ) . . . . .	4,563	42.48	2,101	2,462 ✓
Kirk Pearson (R ) . . . . .	6,161	57.35	2,853	3,308 ✓
WRITE-IN. . . . .	18	.17	9	9 ✓
Total . . . . .	10,742		4,963	5,779 ✓
Over Votes . . . . .	0		0	0 ✓
Under Votes . . . . .	1,002		544	458 ✓



200411170150  
 Skagit County Auditor

TOTAL VOTES      %      ELECTION DAY      ABSENTEE

STATE REPRESENTATIVE DIST 40 POS 1

Vote For 1				
(WITH 60 OF 60 PRECINCTS COUNTED)				
Dave Quall (D ) . . . . .	20,832	96.93	8,028	12,804
WRITE-IN. . . . .	659	3.07	239	420
Total . . . . .	21,491		8,267	13,224
Over Votes . . . . .	3		1	2
Under Votes . . . . .	8,008		3,033	4,975

STATE REPRESENTATIVE DIST 40 POS 2

Vote For 1				
(WITH 60 OF 60 PRECINCTS COUNTED)				
Jeff Morris (D ) . . . . .	20,511	97.91	7,809	12,702
WRITE-IN. . . . .	438	2.09	174	264
Total . . . . .	20,949		7,983	12,966
Over Votes . . . . .	1		1	0
Under Votes . . . . .	8,552		3,317	5,235

COUNTY COMMISSIONER DIST 1

Vote For 1				
(WITH 116 OF 116 PRECINCTS COUNTED)				
Leo Jacobs (D ) . . . . .	18,574	38.59	7,804	10,770
Don Munks (R ) . . . . .	26,623	55.32	10,945	15,678
Howard A. Pellett (G ) . . . . .	2,885	5.99	1,352	1,533
WRITE-IN. . . . .	47	.10	18	29
Total . . . . .	48,129		20,119	28,010
Over Votes . . . . .	3		2	1
Under Votes . . . . .	4,445		1,971	2,474

COUNTY COMMISSIONER DIST 2

Vote For 1				
(WITH 116 OF 116 PRECINCTS COUNTED)				
Kenneth A. Dahlstedt (D ) . . . . .	28,963	61.24	12,190	16,773
Tom Schroers (R ) . . . . .	18,267	38.63	7,585	10,682
WRITE-IN. . . . .	63	.13	19	44
Total . . . . .	47,293		19,794	27,499
Over Votes . . . . .	0		0	0
Under Votes . . . . .	5,284		2,298	2,986

STATE SUPREME COURT POS 1

Vote For 1				
(WITH 116 OF 116 PRECINCTS COUNTED)				
Jim Johnson. . . . .	21,681	50.29	9,157	12,524
Mary Kay Becker . . . . .	21,328	49.47	8,662	12,666
WRITE-IN. . . . .	107	.25	42	65
Total . . . . .	43,116		17,861	25,255
Over Votes . . . . .	3		1	2
Under Votes . . . . .	9,458		4,230	5,228

STATE SUPREME COURT POS 5

Vote For 1				
(WITH 116 OF 116 PRECINCTS COUNTED)				
Barbara Madsen. . . . .	36,104	98.86	15,054	21,050
WRITE-IN. . . . .	416	1.14	174	242
Total . . . . .	36,520		15,228	21,292
Over Votes . . . . .	1		0	1
Under Votes . . . . .	16,056		6,864	9,192



200411170150  
 Skagit County Auditor

TOTAL VOTES % ELECTION DAY ABSENTEE

STATE SUPREME COURT POS 6

	TOTAL VOTES	%	ELECTION DAY	ABSENTEE
Vote For 1 (WITH 116 OF 116 PRECINCTS COUNTED)				
Richard B. Sanders . . . . .	24,502	60.37	9,876	14,626
Terry Sebring . . . . .	15,957	39.32	6,782	9,175
WRITE-IN . . . . .	126	.31	55	71
Total . . . . .	40,585		16,713	23,872
Over Votes . . . . .	2		1	1
Under Votes . . . . .	11,990		5,378	6,612

PUBLIC UTILITY DIST 1 COMM DIST 3

	TOTAL VOTES	%	ELECTION DAY	ABSENTEE
Vote For 1 (WITH 116 OF 116 PRECINCTS COUNTED)				
James (Jim) Cook . . . . .	22,046	56.95	9,624	12,422
Jones Atterberry . . . . .	16,512	42.65	6,751	9,761
WRITE-IN . . . . .	156	.40	64	92
Total . . . . .	38,714		16,439	22,275
Over Votes . . . . .	5		0	5
Under Votes . . . . .	13,858		5,653	8,205

COUNTY FIRE PROTECTION DIST 17 TAX LEVY

	TOTAL VOTES	%	ELECTION DAY	ABSENTEE
Vote For 1 (WITH 1 OF 1 PRECINCTS COUNTED)				
LEVY YES . . . . .	296	63.11	296	0
LEVY NO . . . . .	173	36.89	173	0
Total . . . . .	469		469	0
Over Votes . . . . .	0		0	0
Under Votes . . . . .	50		50	0



200411170150  
 Skagit County Auditor

November 2, 2004 General Election

**Cumulative Precinct Totals**



200411170150  
Skagit County Auditor

	TOTAL	PERCENT		TOTAL	PERCENT
01 = REGISTERED VOTERS- TOTAL	63,185		03 = BALLOTS CAST - ABSENTEE BALLOTS	30,523	
02 = BALLOTS CAST- TOTAL	52,577		04 = BALLOTS CAST - REGULAR BALLOTS	22,054	

	01	02	03	04
0001 ALDER	433	361	0	361
0002 ALGER	344	295	0	295
0003 ALLEN	301	269	0	269
0004 DUMBAR 00	240	197	0	197
0005 AVON 01	672	567	383	184
0006 SAUK 01	756	545	355	190
0007 BAY VIEW 03	494	438	262	176
0008 BELFAST 00	431	334	0	334
0009 BIG LAKE 01	928	784	529	255
0010 BIRDSVIEW 01	657	527	327	200
0011 BOW 02	815	688	475	213
0012 CASCADE 01	170	149	0	149
0013 CEDARDALE 00	433	366	244	122
0014 CLEAR LAKE 01	720	579	345	234
0015 COUNTRY CLUB 00	296	267	0	267
0016 CONWAY 02	311	254	0	254
0017 DEWEY 01	1132	1005	757	248
0018 DIGBY 01	66	55	0	55
0019 DODGE VALLEY 01	253	230	0	230
0020 EDISON 01	434	366	190	176
0021 FIR 01	319	279	0	279
0022 FRUITDALE 00	1056	815	560	255
0023 GEAR 00	859	679	414	265
0024 GJEMES 01	584	536	0	536
0025 HAMBURG 01	285	256	0	256
0026 HARMONY 01	483	411	241	170
0027 LAKE SIXTEEN 01	355	309	0	309
0028 LOOKOUT 04	811	665	440	225
0029 MANSFORD 01	163	127	0	127
0030 MAPES 00	311	256	0	256
0031 MARCH POINT 03	35	30	0	30
0032 McMURRAY WEST 01	383	332	0	332
0033 McRAE 01	666	564	379	185
0034 McMURRAY EAST 01	148	124	0	124
0035 MINKLER 01	385	334	0	334
0036 MONTBORNE 01	584	508	338	170
0037 NOOKACHAMPS 01	396	344	0	344
0038 SKYRIDGE 01	728	652	432	220
0039 PRAIRIE 02	558	424	248	176
0040 POINT WILLIAMS 00	518	469	316	153
0041 RIDGEWAY 03	485	397	254	143
0042 ROCKPORT 01	671	547	356	191
0043 SHELTER BAY 00	768	691	545	146
0044 SNEE OOSH 01	575	514	344	170
0045 STERLING 01	405	342	0	342
0046 SWINOMISH 00	889	744	409	335
0047 TINGLEY 01	423	346	193	153
0048 VAN FLEET 02	957	763	461	302
0049 VEDERE 01	504	442	0	442
0050 WHITNEY 01	237	208	0	208
0051 ROSARIO 01	888	786	597	189
0052 TERRACE 01	1032	894	698	196
0053 STARBIRD 00	569	495	328	167
0054 COUNTY 01	0	0	0	0
0055 FIDALGO 01	805	696	570	126
0056 GAGES 00	216	175	0	175

**PLEASE NOTE:** Precincts County, Mount Vernon 326, and Sedro Woolley 407 do not have any ballots cast.

Precincts with a zero ballot cast in the Absentee column are vote-by-mail precinct which are only counted in Election day or poll ballots category.



200411170150

Skagit County Auditor

01 = REGISTERED VOTERS- TOTAL  
02 = BALLOTS CAST- TOTAL

TOTAL PERCENT  
63,185  
52,577

03 = BALLOTS CAST - ABSENTEE BALLOTS  
04 = BALLOTS CAST - REGULAR BALLOTS

TOTAL PERCENT  
30,523  
22,054

(CONTINUED FROM PREVIOUS PAGE)

	01	02	03	04
0057 SAMISH 00	487	404	248	156
0058 COLLINS 00	106	89	65	24
0059 BLANCHARD 01	653	550	372	178
0060 VIEW TERRACE 00	9	9	0	9
0061 LAKE CAVANAUGH 01	158	138	129	9
0062 LITTLE MOUNTAIN 01	293	247	190	57
0063 RIVERBEND 00	40	34	0	34
0064 PADILLA 01	158	137	1	136
0065 FREDONIA 01	143	123	88	35
0066 ANACORTES 1 00	608	489	321	168
0067 ANACORTES 4 00 00	624	471	340	131
0068 ANACORTES 5 00	29	23	0	23
0069 ANACORTES 6 00	622	578	434	144
0070 ANACORTES 7 00	1236	1072	687	385
0071 ANACORTES 9 00	628	547	389	158
0072 ANACORTES 11 00	896	783	576	207
0073 ANACORTES 17 00	1194	1022	688	334
0074 ANACORTES 20 00	993	891	651	240
0075 ANACORTES 21 00	1190	1084	795	289
0076 ANACORTES 22 00	787	709	503	206
0077 ANACORTES 24 00	1280	1136	870	266
0078 MOUNT VERNON 1 00	508	372	217	155
0079 MOUNT VERNON 2 00	404	306	152	154
0080 MOUNT VERNON 3 00	846	652	409	243
0081 MOUNT VERNON 4 00	1022	849	590	259
0082 MOUNT VERNON 5 00	79	59	46	13
0083 MOUNT VERNON 6 00	683	522	334	188
0084 MOUNT VERNON 7 00	760	636	368	268
0085 MOUNT VERNON 8 00	1013	875	598	277
0086 MOUNT VERNON 9 00	487	405	278	127
0087 MOUNT VERNON 10 00	614	435	250	185
0088 MOUNT VERNON 11 00	549	479	345	134
0089 MOUNT VERNON 12 00	467	373	273	100
0090 MOUNT VERNON 14 00	1012	794	561	233
0091 MOUNT VERNON 15 00	628	484	305	179
0092 MOUNT VERNON 16 00	1016	868	647	221
0093 MOUNT VERNON 19 00	855	690	434	256
0094 MOUNT VERNON 21 01	1081	904	589	315
0095 MOUNT VERNON 22 01	712	610	445	165
0096 MOUNT VERNON 26 00	0	0	0	0
0097 MOUNT VERNON 27 00	107	99	0	99
0098 MOUNT VERNON 28 00	196	153	91	62
0099 SEDRO WOOLLEY 1 00	663	517	339	178
0100 SEDRO WOOLLEY 2 00	808	649	407	242
0101 SEDRO WOOLLEY 3 00	662	490	290	200
0102 SEDRO WOOLLEY 4 00	853	682	423	259
0103 SEDRO WOOLLEY 5 00	767	612	369	243
0104 SEDRO WOOLLEY 6 00	748	585	361	224
0105 SEDRO-WOOLLEY 7 00	1	0	0	0
0106 BURLINGTON 1 00	465	345	207	138
0107 BURLINGTON 2 00	500	368	221	147
0108 BURLINGTON 3 00	267	187	117	70
0109 BURLINGTON 4 00	453	355	231	124
0110 BURLINGTON 5 00	684	542	367	175
0111 BURLINGTON 6 00	498	355	242	113
0112 BURLINGTON 7 01	292	227	165	62
0113 CONCRETE 00	394	293	159	134



200411170150  
Skagit County Auditor

NUMBERED KEY CANVASS

SKAGIT COUNTY, WA  
NOVEMBER 2, 2004  
GENERAL ELECTION

Official

RUN DATE:11/17/04 10:13 AM

REPORT-EL52 PAGE 0003

01 = REGISTERED VOTERS- TOTAL	TOTAL	PERCENT	03 = BALLOTS CAST - ABSENTEE BALLOTS	TOTAL	PERCENT
02 = BALLOTS CAST- TOTAL	63,185		04 = BALLOTS CAST - REGULAR BALLOTS	30,523	
	52,577			22,054	

(CONTINUED FROM PREVIOUS PAGE)

	01	02	03	04
0114 HAMILTON 00	170	. 128	. . 0	. 128
0115 LA CONNER 00	651	. 559	. 356	. 203
0116 LYMAN 00	199	. 152	. . 0	. 152



200411170150  
Skagit County Auditor

VOTES PERCENT

INITIATIVE TO THE PEOPLE 872

Vote For 1

- 01 = Yes
- 02 = No

29,953	59.46
20,418	40.54

	01	02
0001 ALDER	210	138
0002 ALGER	171	117
0003 ALLEN	144	117
0004 DUNBAR 00	128	61
0005 AVON 01	326	221
0006 SAUK 01	361	167
0007 BAY VIEW 03	237	189
0008 BELFAST 00	200	119
0009 BIG LAKE 01	432	311
0010 BIRDSVIEW 01	323	187
0011 BOW 02	388	263
0012 CASCADE 01	93	52
0013 CEDARDALE 00	210	139
0014 CLEAR LAKE 01	345	212
0015 COUNTRY CLUB 00	144	115
0016 CONWAY 02	136	107
0017 DEWEY 01	569	400
0018 DIGBY 01	28	26
0019 DODGE VALLEY 01	136	90
0020 EDISON 01	205	150
0021 FIR 01	147	123
0022 FRUITDALE 00	470	310
0023 GEAR 00	406	239
0024 GJEMES 01	262	257
0025 HAMBURG 01	155	91
0026 HARMONY 01	219	174
0027 LAKE SIXTEEN 01	160	134
0028 LOOKOUT 04	430	220
0029 MANSFORD 01	73	42
0030 MAPES 00	157	92
0031 MARCH POINT 03	20	10
0032 McMURRAY WEST 01	191	130
0033 McRAE 01	365	178
0034 McMURRAY EAST 01	70	51
0035 MINKLER 01	180	137
0036 MONTBORNE 01	277	208
0037 NOOKACHAMPS 01	216	117
0038 SKYRIDGE 01	356	264
0039 PRAIRIE 02	218	189
0040 POINT WILLIAMS 00	244	200
0041 RIDGEWAY 03	227	157
0042 ROCKPORT 01	334	193
0043 SHELTER BAY 00	369	303
0044 SNEE OOSH 01	257	238
0045 STERLING 01	191	138
0046 SWINOMISH 00	477	248
0047 TINGLEY 01	190	146
0048 VAN FLEET 02	473	249
0049 VEDERE 01	265	165
0050 WHITNEY 01	111	87
0051 ROSARIO 01	417	336
0052 TERRACE 01	505	360
0053 STARBIRD 00	294	184
0054 COUNTY 01	0	0



200411170150

Skagit County Auditor



VOTES PERCENT

INITIATIVE TO THE PEOPLE 872

Vote For 1

- 01 = Yes
- 02 = No

29,953 59.46  
20,418 40.54

(CONTINUED FROM PREVIOUS PAGE)

	01	02
0055 FIDALGO 01	403	267
0056 GAGES 00	96	71
0057 SAMISH 00	254	136
0058 COLLINS 00	51	36
0059 BLANCHARD 01	311	225
0060 VIEW TERRACE 00	7	2
0061 LAKE CAVANAUGH 01	87	45
0062 LITTLE MOUNTAIN 01	128	108
0063 RIVERBEND 00	23	8
0064 PADILLA 01	82	47
0065 FREDONIA 01	73	47
0066 ANACORTES 1 00	272	188
0067 ANACORTES 4 00 00	269	177
0068 ANACORTES 5 00	13	10
0069 ANACORTES 6 00	310	244
0070 ANACORTES 7 00	574	441
0071 ANACORTES 9 00	325	195
0072 ANACORTES 11 00	458	289
0073 ANACORTES 17 00	565	415
0074 ANACORTES 20 00	467	387
0075 ANACORTES 21 00	544	494
0076 ANACORTES 22 00	388	293
0077 ANACORTES 24 00	602	493
0078 MOUNT VERNON 1 00	239	109
0079 MOUNT VERNON 2 00	187	102
0080 MOUNT VERNON 3 00	395	223
0081 MOUNT VERNON 4 00	476	327
0082 MOUNT VERNON 5 00	33	23
0083 MOUNT VERNON 6 00	296	206
0084 MOUNT VERNON 7 00	351	253
0085 MOUNT VERNON 8 00	502	329
0086 MOUNT VERNON 9 00	211	173
0087 MOUNT VERNON 10 00	243	168
0088 MOUNT VERNON 11 00	264	186
0089 MOUNT VERNON 12 00	217	133
0090 MOUNT VERNON 14 00	450	314
0091 MOUNT VERNON 15 00	283	177
0092 MOUNT VERNON 16 00	438	401
0093 MOUNT VERNON 19 00	376	280
0094 MOUNT VERNON 21 01	519	351
0095 MOUNT VERNON 22 01	323	258
0096 MOUNT VERNON 26 00	0	0
0097 MOUNT VERNON 27 00	52	41
0098 MOUNT VERNON 28 00	100	43
0099 SEDRO WOOLLEY 1 00	309	186
0100 SEDRO WOOLLEY 2 00	385	244
0101 SEDRO WOOLLEY 3 00	271	195
0102 SEDRO WOOLLEY 4 00	414	242
0103 SEDRO WOOLLEY 5 00	378	207
0104 SEDRO WOOLLEY 6 00	360	193
0105 SEDRO-WOOLLEY 7 00	0	0
0106 BURLINGTON 1 00	205	125
0107 BURLINGTON 2 00	210	142
0108 BURLINGTON 3 00	106	64
0109 BURLINGTON 4 00	220	126



200411170150  
Skagit County Auditor

NUMBERED KEY CANVASS

SKAGIT COUNTY, WA  
NOVEMBER 2, 2004  
GENERAL ELECTION

Official

RUN DATE:11/17/04 10:13 AM

REPORT-EL52

PAGE 0006

VOTES PERCENT

INITIATIVE TO THE PEOPLE 872

Vote For 1

01 = Yes

02 = No

29,953 59.46  
20,418 40.54

(CONTINUED FROM PREVIOUS PAGE)

	01	02
0110 BURLINGTON 5 00	326	201
0111 BURLINGTON 6 00	220	120
0112 BURLINGTON 7 01	122	89
0113 CONCRETE 00	184	96
0114 HAMILTON 00	92	36
0115 LA CONNER 00	288	239
0116 LYMAN 00	94	47



200411170150

Skagit County Auditor

11/17/2004 Page

18 of 97 3:54PM

NUMBERED KEY CANVASS

SKAGIT COUNTY, WA  
NOVEMBER 2, 2004  
GENERAL ELECTION

Official

RUN DATE:11/17/04 10:13 AM

REPORT-EL52 PAGE 0007

VOTES PERCENT

INITIATIVE TO THE PEOPLE 884

Vote For 1

01 = Yes

02 = No

19.768 38.83  
31.144 61.17

	01	02
0001 ALDER	104	248
0002 ALGER	105	186
0003 ALLEN	85	177
0004 DUNBAR 00	74	116
0005 AVON 01	232	313
0006 SAUK 01	214	319
0007 BAY VIEW 03	145	281
0008 BELFAST 00	109	215
0009 BIG LAKE 01	299	456
0010 BIRDSVIEW 01	199	309
0011 BOW 02	249	416
0012 CASCADE 01	63	83
0013 CEDARDALE 00	119	235
0014 CLEAR LAKE 01	202	361
0015 COUNTRY CLUB 00	81	180
0016 CONWAY 02	92	157
0017 DEWEY 01	350	637
0018 DIGBY 01	17	37
0019 DODGE VALLEY 01	109	116
0020 EDISON 01	133	222
0021 FIR 01	121	152
0022 FRUITDALE 00	285	498
0023 GEAR 00	212	446
0024 GJEMES 01	223	298
0025 HAMBURG 01	111	141
0026 HARMONY 01	177	221
0027 LAKE SIXTEEN 01	108	189
0028 LOOKOUT 04	210	444
0029 MANSFORD 01	46	72
0030 MAPES 00	95	156
0031 MARCH POINT 03	8	22
0032 McMURRAY WEST 01	136	188
0033 McRAE 01	191	357
0034 McMURRAY EAST 01	40	82
0035 MINKLER 01	110	209
0036 MONTBORNE 01	188	304
0037 NOOKACHAMPS 01	130	206
0038 SKYRIDGE 01	214	418
0039 PRAIRIE 02	148	258
0040 POINT WILLIAMS 00	197	259
0041 RIDGEWAY 03	117	268
0042 ROCKPORT 01	216	312
0043 SHELTER BAY 00	214	460
0044 SNEE OOSH 01	220	279
0045 STERLING 01	107	228
0046 SWINOMISH 00	387	342
0047 TINGLEY 01	121	213
0048 VAN FLEET 02	243	486
0049 VEDERE 01	143	291
0050 WHITNEY 01	70	132
0051 ROSARIO 01	282	482
0052 TERRACE 01	291	582
0053 STARBIRD 00	140	342
0054 COUNTY 01	0	0
0055 FIDALGO 01	251	420



200411170150  
Skagit County Auditor

RUN DATE:11/17/04 10:13 AM

VOTES PERCENT

INITIATIVE TO THE PEOPLE 884

Vote For 1

01 = Yes

02 = No

19,768 38.83  
31,144 61.17

(CONTINUED FROM PREVIOUS PAGE)

	01	02
0056 GAGES 00	51	115
0057 SAMISH 00	145	252
0058 COLLINS 00	35	54
0059 BLANCHARD 01	243	299
0060 VIEW TERRACE 00	6	3
0061 LAKE CAVANAUGH 01	29	105
0062 LITTLE MOUNTAIN 01	77	159
0063 RIVERBEND 00	11	23
0064 PADILLA 01	49	82
0065 FREDONIA 01	43	80
0066 ANACORTES 1 00	203	262
0067 ANACORTES 4 00 00	204	251
0068 ANACORTES 5 00	10	12
0069 ANACORTES 6 00	208	346
0070 ANACORTES 7 00	437	591
0071 ANACORTES 9 00	210	314
0072 ANACORTES 11 00	312	441
0073 ANACORTES 17 00	439	556
0074 ANACORTES 20 00	317	549
0075 ANACORTES 21 00	336	712
0076 ANACORTES 22 00	251	436
0077 ANACORTES 24 00	355	754
0078 MOUNT VERNON 1 00	188	170
0079 MOUNT VERNON 2 00	129	165
0080 MOUNT VERNON 3 00	271	358
0081 MOUNT VERNON 4 00	345	471
0082 MOUNT VERNON 5 00	23	34
0083 MOUNT VERNON 6 00	259	248
0084 MOUNT VERNON 7 00	303	302
0085 MOUNT VERNON 8 00	301	547
0086 MOUNT VERNON 9 00	164	228
0087 MOUNT VERNON 10 00	196	221
0088 MOUNT VERNON 11 00	177	290
0089 MOUNT VERNON 12 00	147	200
0090 MOUNT VERNON 14 00	309	464
0091 MOUNT VERNON 15 00	205	266
0092 MOUNT VERNON 16 00	330	517
0093 MOUNT VERNON 19 00	254	413
0094 MOUNT VERNON 21 01	343	531
0095 MOUNT VERNON 22 01	221	368
0096 MOUNT VERNON 26 00	0	0
0097 MOUNT VERNON 27 00	25	73
0098 MOUNT VERNON 28 00	72	76
0099 SEDRO WOOLLEY 1 00	204	294
0100 SEDRO WOOLLEY 2 00	221	413
0101 SEDRO WOOLLEY 3 00	222	250
0102 SEDRO WOOLLEY 4 00	306	349
0103 SEDRO WOOLLEY 5 00	241	343
0104 SEDRO WOOLLEY 6 00	207	354
0105 SEDRO-WOOLLEY 7 00	0	0
0106 BURLINGTON 1 00	156	177
0107 BURLINGTON 2 00	139	217
0108 BURLINGTON 3 00	99	74
0109 BURLINGTON 4 00	128	217
0110 BURLINGTON 5 00	178	354



200411170150  
Skagit County Auditor

VOTES PERCENT

INITIATIVE TO THE PEOPLE 884

Vote For 1

01 = Yes

19,768 38.83

02 = No

31,144 61.17

(CONTINUED FROM PREVIOUS PAGE)

01 02

	01	02
0111 BURLINGTON 6 00	145	190
0112 BURLINGTON 7 01	81	139
0113 CONCRETE 00	130	153
0114 HAMILTON 00	51	76
0115 LA CONNER 00	244	288
0116 LYMAN 00	50	97



200411170150  
Skagit County Auditor

RUN DATE:11/17/04 10:13 AM

VOTES PERCENT

INITIATIVE TO THE PEOPLE 892

Vote For 1

01 = Yes

02 = No

21,522 41.87  
29,886 58.13

	01	02
0001 ALDER	199	154
0002 ALGER	123	168
0003 ALLEN	117	147
0004 DUNBAR 00	72	119
0005 AVON 01	215	342
0006 SAUK 01	247	288
0007 BAY VIEW 03	204	225
0008 BELFAST 00	168	159
0009 BIG LAKE 01	343	418
0010 BIRDSVIEW 01	282	234
0011 BOW 02	289	380
0012 CASCADE 01	62	85
0013 CEDARDALE 00	167	190
0014 CLEAR LAKE 01	255	315
0015 COUNTRY CLUB 00	123	140
0016 CONWAY 02	102	147
0017 DEWEY 01	428	565
0018 DIGBY 01	35	18
0019 DODGE VALLEY 01	95	129
0020 EDISON 01	166	193
0021 FIR 01	99	177
0022 FRUITDALE 00	407	385
0023 GEAR 00	278	384
0024 GUEMES 01	157	363
0025 HAMBURG 01	86	164
0026 HARMONY 01	164	236
0027 LAKE SIXTEEN 01	135	167
0028 LOOKOUT 04	338	321
0029 MANSFORD 01	49	71
0030 MAPES 00	116	138
0031 MARCH POINT 03	21	9
0032 McMURRAY WEST 01	142	183
0033 McRAE 01	282	275
0034 McMURRAY EAST 01	53	69
0035 MINKLER 01	158	168
0036 MONTBORNE 01	233	262
0037 NOOKACHAMPS 01	119	215
0038 SKYRIDGE 01	258	383
0039 PRAIRIE 02	173	239
0040 POINT WILLIAMS 00	201	262
0041 RIDGEWAY 03	170	220
0042 ROCKPORT 01	260	278
0043 SHELTER BAY 00	312	370
0044 SNEE OOSH 01	231	279
0045 STERLING 01	149	184
0046 SWINOMISH 00	220	516
0047 TINGLEY 01	152	190
0048 VAN FLEET 02	355	389
0049 VEDERE 01	203	231
0050 WHITNEY 01	87	120
0051 ROSARIO 01	316	453
0052 TERRACE 01	366	513
0053 STARBIRD 00	219	271
0054 COUNTY 01	0	0
0055 FIDALGO 01	288	386



200411170150  
Skagit County Auditor

VOTES PERCENT

INITIATIVE TO THE PEOPLE 892

Vote For 1

01 = Yes

02 = No

21,522 41.87  
29,886 58.13

(CONTINUED FROM PREVIOUS PAGE)

	01	02
0056 GAGES 00	76	95
0057 SAMISH 00	192	207
0058 COLLINS 00	43	46
0059 BLANCHARD 01	208	338
0060 VIEW TERRACE 00	6	3
0061 LAKE CAVANAUGH 01	78	56
0062 LITTLE MOUNTAIN 01	116	128
0063 RIVERBEND 00	13	21
0064 PADILLA 01	58	75
0065 FREDONIA 01	53	69
0066 ANACORTES 1 00	154	314
0067 ANACORTES 4 00 00	182	278
0068 ANACORTES 5 00	12	11
0069 ANACORTES 6 00	229	335
0070 ANACORTES 7 00	370	666
0071 ANACORTES 9 00	216	320
0072 ANACORTES 11 00	297	465
0073 ANACORTES 17 00	339	665
0074 ANACORTES 20 00	324	546
0075 ANACORTES 21 00	401	653
0076 ANACORTES 22 00	285	408
0077 ANACORTES 24 00	444	673
0078 MOUNT VERNON 1 00	153	206
0079 MOUNT VERNON 2 00	115	181
0080 MOUNT VERNON 3 00	252	389
0081 MOUNT VERNON 4 00	330	494
0082 MOUNT VERNON 5 00	27	30
0083 MOUNT VERNON 6 00	181	328
0084 MOUNT VERNON 7 00	201	414
0085 MOUNT VERNON 8 00	324	533
0086 MOUNT VERNON 9 00	147	253
0087 MOUNT VERNON 10 00	169	253
0088 MOUNT VERNON 11 00	177	287
0089 MOUNT VERNON 12 00	145	212
0090 MOUNT VERNON 14 00	307	473
0091 MOUNT VERNON 15 00	183	288
0092 MOUNT VERNON 16 00	316	533
0093 MOUNT VERNON 19 00	274	398
0094 MOUNT VERNON 21 01	340	541
0095 MOUNT VERNON 22 01	237	358
0096 MOUNT VERNON 26 00	0	0
0097 MOUNT VERNON 27 00	22	75
0098 MOUNT VERNON 28 00	62	84
0099 SEDRO WOOLLEY 1 00	247	252
0100 SEDRO WOOLLEY 2 00	272	363
0101 SEDRO WOOLLEY 3 00	203	276
0102 SEDRO WOOLLEY 4 00	286	379
0103 SEDRO WOOLLEY 5 00	234	362
0104 SEDRO WOOLLEY 6 00	264	305
0105 SEDRO-WOOLLEY 7 00	0	0
0106 BURLINGTON 1 00	144	192
0107 BURLINGTON 2 00	171	188
0108 BURLINGTON 3 00	72	106
0109 BURLINGTON 4 00	147	205
0110 BURLINGTON 5 00	226	308



200411170150  
Skagit County Auditor

VOTES PERCENT

INITIATIVE TO THE PEOPLE 892

Vote For 1

01 = Yes

02 = No

21,522 41.87  
29,886 58.13

(CONTINUED FROM PREVIOUS PAGE)

01 02

0111 BURLINGTON 6 00	142	202
0112 BURLINGTON 7 01	84	136
0113 CONCRETE 00	126	163
0114 HAMILTON 00	62	65
0115 LA CONNER 00	217	323
0116 LYMAN 00	78	72



200411170150  
Skagit County Auditor



VOTES PERCENT

REFERENDUM MEASURE 55

Vote For 1

01 = Approved

02 = Rejected

22,051 44.06  
27,995 55.94

	01	02
0001 ALDER	153	193
0002 ALGER	115	167
0003 ALLEN	125	126
0004 DUNBAR 00	71	119
0005 AVON 01	230	300
0006 SAUK 01	216	313
0007 BAY VIEW 03	184	236
0008 BELFAST 00	138	186
0009 BIG LAKE 01	343	398
0010 BIRDSVIEW 01	229	271
0011 BOW 02	261	388
0012 CASCADE 01	54	89
0013 CEDARDALE 00	181	167
0014 CLEAR LAKE 01	237	318
0015 COUNTRY CLUB 00	144	110
0016 CONWAY 02	91	151
0017 DEWEY 01	437	528
0018 DIGBY 01	27	27
0019 DODGE VALLEY 01	74	146
0020 EDISON 01	153	200
0021 FIR 01	117	154
0022 FRUITDALE 00	327	451
0023 GEAR 00	282	368
0024 GUEMES 01	220	298
0025 HAMBURG 01	94	152
0026 HARMONY 01	186	202
0027 LAKE SIXTEEN 01	133	164
0028 LOOKOUT 04	279	365
0029 MANSFORD 01	52	64
0030 MAPES 00	104	143
0031 MARCH POINT 03	7	23
0032 McMURRAY WEST 01	147	168
0033 McRAE 01	240	303
0034 McMURRAY EAST 01	58	64
0035 MINKLER 01	109	208
0036 MONTBORNE 01	217	271
0037 NOOKACHAMPS 01	128	201
0038 SKYRIDGE 01	302	322
0039 PRAIRIE 02	156	251
0040 POINT WILLIAMS 00	192	252
0041 RIDGEWAY 03	158	220
0042 ROCKPORT 01	223	298
0043 SHELTER BAY 00	344	322
0044 SNEE OOSH 01	218	272
0045 STERLING 01	144	186
0046 SWINOMISH 00	313	379
0047 TINGLEY 01	133	199
0048 VAN FLEET 02	338	382
0049 VEDERE 01	174	255
0050 WHITNEY 01	76	125
0051 ROSARIO 01	349	397
0052 TERRACE 01	387	480
0053 STARBIRD 00	236	238
0054 COUNTY 01	0	0
0055 FIDALGO 01	312	334



200411170150  
Skagit County Auditor

RUN DATE:11/17/04 10:13 AM

VOTES PERCENT

REFERENDUM MEASURE 55

Vote For 1

01 = Approved

02 = Rejected

22,051 44.06  
27,995 55.94

(CONTINUED FROM PREVIOUS PAGE)

	01	02
0056 GAGES 00	73	89
0057 SAMISH 00	144	241
0058 COLLINS 00	35	52
0059 BLANCHARD 01	216	313
0060 VIEW TERRACE 00	2	7
0061 LAKE CAVANAUGH 01	62	69
0062 LITTLE MOUNTAIN 01	114	123
0063 RIVERBEND 00	24	10
0064 PADILLA 01	70	59
0065 FREDONIA 01	45	74
0066 ANACORTES 1 00	186	269
0067 ANACORTES 4 00 00	209	231
0068 ANACORTES 5 00	9	14
0069 ANACORTES 6 00	254	292
0070 ANACORTES 7 00	436	568
0071 ANACORTES 9 00	237	280
0072 ANACORTES 11 00	323	412
0073 ANACORTES 17 00	380	594
0074 ANACORTES 20 00	365	485
0075 ANACORTES 21 00	432	604
0076 ANACORTES 22 00	314	362
0077 ANACORTES 24 00	515	582
0078 MOUNT VERNON 1 00	157	188
0079 MOUNT VERNON 2 00	138	155
0080 MOUNT VERNON 3 00	266	356
0081 MOUNT VERNON 4 00	365	443
0082 MOUNT VERNON 5 00	29	27
0083 MOUNT VERNON 6 00	179	319
0084 MOUNT VERNON 7 00	284	308
0085 MOUNT VERNON 8 00	368	465
0086 MOUNT VERNON 9 00	176	208
0087 MOUNT VERNON 10 00	198	210
0088 MOUNT VERNON 11 00	210	243
0089 MOUNT VERNON 12 00	157	185
0090 MOUNT VERNON 14 00	334	430
0091 MOUNT VERNON 15 00	212	243
0092 MOUNT VERNON 16 00	348	485
0093 MOUNT VERNON 19 00	316	334
0094 MOUNT VERNON 21 01	397	460
0095 MOUNT VERNON 22 01	303	276
0096 MOUNT VERNON 26 00	0	0
0097 MOUNT VERNON 27 00	55	40
0098 MOUNT VERNON 28 00	80	66
0099 SEDRO WOOLLEY 1 00	206	279
0100 SEDRO WOOLLEY 2 00	275	354
0101 SEDRO WOOLLEY 3 00	169	294
0102 SEDRO WOOLLEY 4 00	257	392
0103 SEDRO WOOLLEY 5 00	219	357
0104 SEDRO WOOLLEY 6 00	215	337
0105 SEDRO-WOOLLEY 7 00	0	0
0106 BURLINGTON 1 00	147	183
0107 BURLINGTON 2 00	171	177
0108 BURLINGTON 3 00	88	82
0109 BURLINGTON 4 00	156	186
0110 BURLINGTON 5 00	229	301



200411170150  
Skagit County Auditor

NUMBERED KEY CANVASS

SKAGIT COUNTY, WA  
NOVEMBER 2, 2004  
GENERAL ELECTION

Official

RUN DATE:11/17/04 10:13 AM

REPORT-EL52 PAGE 0015

VOTES PERCENT

REFERENDUM MEASURE 55

Vote For 1

- 01 = Approved
- 02 = Rejected

22,051	44.06
27,995	55.94

(CONTINUED FROM PREVIOUS PAGE)

	01	02
0111 BURLINGTON 6 00	138	199
0112 BURLINGTON 7 01	108	109
0113 CONCRETE 00	142	136
0114 HAMILTON 00	40	86
0115 LA CONNER 00	195	325
0116 LYMAN 00	61	83



200411170150

Skagit County Auditor

VOTES PERCENT

INITIATIVE TO THE LEGISLATURE 297

Vote For 1

01 = Yes

02 = No

32.046 66.79  
15.936 33.21

	01	02
0001 ALDER	211	119
0002 ALGER	184	90
0003 ALLEN	119	115
0004 DUNBAR 00	122	59
0005 AVON 01	348	168
0006 SAUK 01	366	144
0007 BAY VIEW 03	248	162
0008 BELFAST 00	182	114
0009 BIG LAKE 01	440	264
0010 BIRDSVIEW 01	308	170
0011 BOW 02	399	219
0012 CASCADE 01	112	29
0013 CEDARDALE 00	215	112
0014 CLEAR LAKE 01	360	182
0015 COUNTRY CLUB 00	141	103
0016 CONWAY 02	139	99
0017 DEWEY 01	611	328
0018 DIGBY 01	22	27
0019 DODGE VALLEY 01	155	55
0020 EDISON 01	206	131
0021 FIR 01	155	107
0022 FRUITDALE 00	527	217
0023 GEAR 00	389	218
0024 GUEMES 01	364	130
0025 HAMBURG 01	138	93
0026 HARMONY 01	245	130
0027 LAKE SIXTEEN 01	164	110
0028 LOOKOUT 04	400	224
0029 MANSFORD 01	76	34
0030 MAPES 00	149	86
0031 MARCH POINT 03	20	10
0032 McMURRAY WEST 01	209	96
0033 McRAE 01	346	167
0034 McMURRAY EAST 01	77	40
0035 MINKLER 01	212	88
0036 MONTBORNE 01	300	164
0037 NOOKACHAMPS 01	210	107
0038 SKYRIDGE 01	366	227
0039 PRAIRIE 02	256	130
0040 POINT WILLIAMS 00	276	145
0041 RIDGEWAY 03	225	137
0042 ROCKPORT 01	363	145
0043 SHELTER BAY 00	384	263
0044 SNEE OOSH 01	310	163
0045 STERLING 01	180	126
0046 SWINOMISH 00	513	176
0047 TINGLEY 01	224	104
0048 VAN FLEET 02	464	228
0049 VEDERE 01	238	165
0050 WHITNEY 01	104	84
0051 ROSARIO 01	457	261
0052 TERRACE 01	487	324
0053 STARBIRD 00	261	186
0054 COUNTY 01	0	0
0055 FIDALGO 01	407	220



200411170150

Skagit County Auditor

VOTES PERCENT

INITIATIVE TO THE LEGISLATURE 297

Vote For 1

01 = Yes

02 = No

32,046 66.79  
15,936 33.21

(CONTINUED FROM PREVIOUS PAGE)

	01	02
0056 GAGES 00	108	45
0057 SAMISH 00	247	127
0058 COLLINS 00	53	32
0059 BLANCHARD 01	366	152
0060 VIEW TERRACE 00	8	0
0061 LAKE CAVANAUGH 01	78	44
0062 LITTLE MOUNTAIN 01	137	93
0063 RIVERBEND 00	20	14
0064 PADILLA 01	79	46
0065 FREDONIA 01	71	41
0066 ANACORTES 1 00	325	115
0067 ANACORTES 4 00 00	312	118
0068 ANACORTES 5 00	13	9
0069 ANACORTES 6 00	320	198
0070 ANACORTES 7 00	680	270
0071 ANACORTES 9 00	321	174
0072 ANACORTES 11 00	504	221
0073 ANACORTES 17 00	673	272
0074 ANACORTES 20 00	538	275
0075 ANACORTES 21 00	670	331
0076 ANACORTES 22 00	451	193
0077 ANACORTES 24 00	658	398
0078 MOUNT VERNON 1 00	263	72
0079 MOUNT VERNON 2 00	199	82
0080 MOUNT VERNON 3 00	430	173
0081 MOUNT VERNON 4 00	525	230
0082 MOUNT VERNON 5 00	34	23
0083 MOUNT VERNON 6 00	351	128
0084 MOUNT VERNON 7 00	399	175
0085 MOUNT VERNON 8 00	531	261
0086 MOUNT VERNON 9 00	273	93
0087 MOUNT VERNON 10 00	283	112
0088 MOUNT VERNON 11 00	275	150
0089 MOUNT VERNON 12 00	228	92
0090 MOUNT VERNON 14 00	517	214
0091 MOUNT VERNON 15 00	306	135
0092 MOUNT VERNON 16 00	484	312
0093 MOUNT VERNON 19 00	418	201
0094 MOUNT VERNON 21 01	561	273
0095 MOUNT VERNON 22 01	325	222
0096 MOUNT VERNON 26 00	0	0
0097 MOUNT VERNON 27 00	45	45
0098 MOUNT VERNON 28 00	114	30
0099 SEDRO WOOLLEY 1 00	329	141
0100 SEDRO WOOLLEY 2 00	395	198
0101 SEDRO WOOLLEY 3 00	318	127
0102 SEDRO WOOLLEY 4 00	429	195
0103 SEDRO WOOLLEY 5 00	395	156
0104 SEDRO WOOLLEY 6 00	373	155
0105 SEDRO WOOLLEY 7 00	0	0
0106 BURLINGTON 1 00	216	102
0107 BURLINGTON 2 00	225	115
0108 BURLINGTON 3 00	128	37
0109 BURLINGTON 4 00	213	118
0110 BURLINGTON 5 00	326	173



200411170150  
Skagit County Auditor

INITIATIVE TO THE LEGISLATURE 297

VOTES PERCENT

Vote For 1

01 = Yes

32,046 66.79

02 = No

15,936 33.21

(CONTINUED FROM PREVIOUS PAGE)

01 02

	01	02
0111 BURLINGTON 6 00	224	98
0112 BURLINGTON 7 01	134	72
0113 CONCRETE 00	193	73
0114 HAMILTON 00	86	33
0115 LA CONNER 00	378	126
0116 LYMAN 00	107	31



200411170150

Skagit County Auditor

U.S. PRESIDENT AND VICE PRESIDENT

Vote For 1

	VOTES	PERCENT		VOTES	PERCENT
01 = Kerry/Edwards (D)	25,131	48.05	06 = Harris/Trowe (SW)	7	.01
02 = Bush/Cheney (R)	26,139	49.98	07 = Peroutka/Baldwin (C)	85	.16
03 = Badnarik/Campagna (L)	226	.43	08 = Van Auken/Lawrence (SE)	8	.02
04 = Parker/Gutierrez (WW)	27	.05	09 = Nader/Camejo (I)	534	1.02
05 = Cobb/LaMarche (G)	73	.14	10 = WRITE-IN	69	.13

	01	02	03	04	05	06	07	08	09	10
0001 ALDER	155	194	4	0	1	0	2	0	3	0
0002 ALGER	142	147	2	0	0	0	0	0	4	0
0003 ALLEN	77	187	1	1	0	0	0	0	3	0
0004 DUNBAR 00	94	95	0	0	0	0	0	0	3	0
0005 AVON 01	270	278	1	0	0	0	0	0	9	2
0006 SAUK 01	276	253	1	1	1	0	1	0	8	2
0007 BAY VIEW 03	221	207	2	0	0	0	0	0	5	0
0008 BELFAST 00	138	188	1	1	0	0	1	0	3	0
0009 BIG LAKE 01	350	425	2	1	1	0	0	0	4	0
0010 BIRDSVIEW 01	218	293	2	1	1	0	0	0	7	1
0011 BOW 02	319	348	8	0	0	0	1	0	8	0
0012 CASCADE 01	91	53	1	0	1	0	0	0	1	2
0013 CEDARDALE 00	156	196	4	0	1	0	1	0	6	1
0014 CLEAR LAKE 01	273	292	2	0	1	0	1	0	7	0
0015 COUNTRY CLUB 00	91	170	1	0	0	1	0	0	1	0
0016 CONWAY 02	128	122	0	0	0	0	2	0	2	0
0017 DEWEY 01	490	492	4	0	1	0	1	0	7	1
0018 DIGBY 01	17	38	0	0	0	0	0	0	0	0
0019 DODGE VALLEY 01	135	87	3	0	0	0	0	0	0	0
0020 EDISON 01	162	200	0	0	0	0	1	0	2	0
0021 FIR 01	150	120	0	1	0	0	1	0	5	0
0022 FRUITDALE 00	393	405	1	0	2	0	0	0	9	2
0023 GEAR 00	229	436	2	0	0	1	1	0	5	0
0024 GJEMES 01	360	153	8	0	4	0	1	0	7	0
0025 HAMBURG 01	137	113	0	0	0	0	1	0	5	0
0026 HARMONY 01	184	217	1	0	0	0	0	1	6	0
0027 LAKE SIXTEEN 01	123	176	1	0	1	0	1	0	6	1
0028 LOOKOUT 04	289	360	6	0	1	0	0	0	2	1
0029 MANSFORD 01	69	52	1	0	0	0	1	0	3	0
0030 MAPES 00	110	139	3	0	1	0	0	0	1	0
0031 MARCH POINT 03	13	16	0	0	0	0	0	0	1	0
0032 McMURRAY WEST 01	165	154	1	0	0	0	3	0	9	0
0033 McRAE 01	223	333	2	0	2	0	0	0	3	0
0034 McMURRAY EAST 01	66	52	2	0	0	0	1	0	2	1
0035 MINKLER 01	143	178	1	1	0	0	0	0	4	0
0036 MONTBORNE 01	182	306	4	1	1	0	0	0	8	0
0037 NOOKACHAMPS 01	169	155	0	1	3	1	0	0	10	0
0038 SKYRIDGE 01	281	357	0	0	0	0	3	0	8	1
0039 PRAIRIE 02	187	226	2	0	1	0	1	0	6	0
0040 POINT WILLIAMS 00	240	223	0	0	1	1	0	0	3	0
0041 RIDGEWAY 03	171	216	1	1	0	0	0	0	7	1
0042 ROCKPORT 01	301	223	6	0	1	0	3	1	8	0
0043 SHELTER BAY 00	307	373	2	0	2	0	0	0	2	1
0044 SNEE OOSH 01	283	212	6	0	2	0	1	0	3	3
0045 STERLING 01	158	180	0	0	0	0	2	0	1	0
0046 SWINOMISH 00	464	270	1	1	0	0	2	0	3	0
0047 TINGLEY 01	162	176	0	0	0	0	1	0	6	0
0048 VAN FLEET 02	322	415	1	0	0	1	1	0	16	1
0049 VEDERE 01	187	248	3	0	1	0	2	0	0	0
0050 WHITNEY 01	95	111	0	0	0	0	0	0	1	0
0051 ROSARIO 01	386	382	5	0	0	0	1	0	8	1
0052 TERRACE 01	324	553	6	0	3	0	0	0	7	0

200411170150  
 Skagit County Auditor  
 11/17/2004 Page 31 of 97 3:54PM

U.S. PRESIDENT AND VICE PRESIDENT

Vote For 1

	VOTES	PERCENT		VOTES	PERCENT
01 = Kerry/Edwards (D)	25,131	48.05	06 = Harris/Trowe (SW)	7	.01
02 = Bush/Cheney (R)	26,139	49.98	07 = Peroutka/Baldwin (C)	85	.16
03 = Badnarik/Campagna (L)	226	.43	08 = Van Auken/Lawrence (SE)	8	.02
04 = Parker/Gutierrez (WW)	27	.05	09 = Nader/Camejo (I)	534	1.02
05 = Cobb/LaMarche (G)	73	.14	10 = WRITE-IN	69	.13

(CONTINUED FROM PREVIOUS PAGE)

	01	02	03	04	05	06	07	08	09	10
0053 STARBIRD 00	190	296	5	0	2	0	0	0	0	2
0054 COUNTY 01	0	0	0	0	0	0	0	0	0	0
0055 FIDALGO 01	321	362	2	0	1	0	0	1	5	0
0056 GAGES 00	86	84	0	0	1	0	0	0	1	2
0057 SAMISH 00	192	202	3	0	0	0	0	0	6	0
0058 COLLINS 00	50	39	0	0	0	0	0	0	0	0
0059 BLANCHARD 01	301	233	3	0	1	0	0	0	11	0
0060 VIEW TERRACE 00	8	1	0	0	0	0	0	0	0	0
0061 LAKE CAVANAUGH 01	51	84	2	0	0	0	0	0	1	0
0062 LITTLE MOUNTAIN 01	105	138	0	0	0	0	0	0	2	0
0063 RIVERBEND 00	10	24	0	0	0	0	0	0	0	0
0064 PADILLA 01	73	62	0	0	1	0	0	0	1	0
0065 FREDONIA 01	59	59	1	0	1	0	0	0	2	0
0066 ANACORTES 1 00	272	208	4	0	0	0	0	0	2	0
0067 ANACORTES 4 00 00	261	192	4	1	1	1	1	0	6	3
0068 ANACORTES 5 00	10	12	1	0	0	0	0	0	0	0
0069 ANACORTES 6 00	272	297	3	0	0	0	0	0	1	1
0070 ANACORTES 7 00	535	517	3	0	1	0	2	1	8	2
0071 ANACORTES 9 00	241	295	1	0	2	0	2	0	0	2
0072 ANACORTES 11 00	409	356	1	2	0	0	0	0	11	0
0073 ANACORTES 17 00	603	387	5	0	4	0	2	0	14	3
0074 ANACORTES 20 00	408	455	2	0	0	1	2	0	15	1
0075 ANACORTES 21 00	507	553	1	0	0	0	3	0	8	4
0076 ANACORTES 22 00	318	381	2	0	1	0	1	0	5	0
0077 ANACORTES 24 00	499	611	6	1	2	0	2	1	11	1
0078 MOUNT VERNON 1 00	191	170	2	0	1	0	0	1	5	1
0079 MOUNT VERNON 2 00	162	127	2	1	1	0	0	0	11	0
0080 MOUNT VERNON 3 00	324	308	3	0	2	0	0	0	9	3
0081 MOUNT VERNON 4 00	404	423	3	2	0	0	3	0	8	0
0082 MOUNT VERNON 5 00	24	35	0	0	0	0	0	0	0	0
0083 MOUNT VERNON 6 00	345	164	1	1	0	0	1	0	7	2
0084 MOUNT VERNON 7 00	386	236	5	0	1	0	0	0	4	0
0085 MOUNT VERNON 8 00	432	418	4	1	2	0	0	0	8	2
0086 MOUNT VERNON 9 00	232	164	3	0	0	0	0	0	1	0
0087 MOUNT VERNON 10 00	209	212	3	1	1	0	0	0	6	0
0088 MOUNT VERNON 11 00	235	233	3	0	0	0	0	0	3	1
0089 MOUNT VERNON 12 00	176	193	1	0	0	0	0	0	3	0
0090 MOUNT VERNON 14 00	405	375	0	0	1	0	3	0	5	0
0091 MOUNT VERNON 15 00	251	217	2	1	1	0	1	0	8	0
0092 MOUNT VERNON 16 00	379	473	4	0	0	0	0	0	8	1
0093 MOUNT VERNON 19 00	305	373	2	0	0	0	0	0	6	0
0094 MOUNT VERNON 21 01	440	436	4	0	2	0	4	0	10	2
0095 MOUNT VERNON 22 01	270	328	1	0	2	0	3	0	3	0
0096 MOUNT VERNON 26 00	0	0	0	0	0	0	0	0	0	0
0097 MOUNT VERNON 27 00	30	69	0	0	0	0	0	0	0	0
0098 MOUNT VERNON 28 00	91	56	2	1	0	0	2	0	1	0
0099 SEDRO WOOLLEY 1 00	236	278	0	0	0	0	0	0	2	0
0100 SEDRO WOOLLEY 2 00	261	377	1	0	1	0	0	2	2	3
0101 SEDRO WOOLLEY 3 00	235	236	4	0	1	0	3	0	8	1
0102 SEDRO WOOLLEY 4 00	335	327	1	2	0	0	0	0	11	1
0103 SEDRO WOOLLEY 5 00	334	268	5	1	0	0	0	0	2	0
0104 SEDRO WOOLLEY 6 00	278	290	2	0	0	0	3	0	4	1





U.S. PRESIDENT AND VICE PRESIDENT

VOTES PERCENT

VOTES PERCENT

Vote For 1

01 = Kerry/Edwards (D)	25,131	48.05	06 = Harris/Trowe (SW)	7	.01
02 = Bush/Cheney (R)	26,139	49.98	07 = Peroutka/Baldwin (C)	85	.16
03 = Badnarik/Campagna (L)	226	.43	08 = Van Auken/Lawrence (SE)	8	.02
04 = Parker/Gutierrez (WW)	27	.05	09 = Nader/Camejo (I)	534	1.02
05 = Cobb/LaMarche (G)	73	.14	10 = WRITE-IN	69	.13

(CONTINUED FROM PREVIOUS PAGE)

	01	02	03	04	05	06	07	08	09	10
0105 SEDRO-WOOLLEY 7 00	0	0	0	0	0	0	0	0	0	0
0106 BURLINGTON 1 00	173	164	2	0	1	0	1	0	3	1
0107 BURLINGTON 2 00	174	184	0	0	0	0	3	0	3	2
0108 BURLINGTON 3 00	99	80	3	0	1	0	0	0	3	0
0109 BURLINGTON 4 00	150	190	2	0	1	0	0	0	8	1
0110 BURLINGTON 5 00	232	298	1	0	0	0	2	0	7	1
0111 BURLINGTON 6 00	161	184	1	0	1	0	0	0	6	0
0112 BURLINGTON 7 01	90	130	1	0	0	0	0	0	3	1
0113 CONCRETE 00	140	141	2	1	1	0	1	0	3	2
0114 HAMILTON 00	70	58	0	0	0	0	0	0	0	0
0115 LA CONNER 00	353	196	0	0	0	0	1	0	4	0
0116 LYMAN 00	62	85	2	0	0	0	1	0	1	0



200411170150  
Skagit County Auditor

U.S. SENATOR

Vote For 1

- 01 = Patty Murray (D)
- 02 = George R Nethercutt Jr (R)
- 03 = J. Mills (L)

VOTES PERCENT


26,162 50.58  
24,364 47.10  
619 1.20

- 04 = Mark B. Wilson (G)
- 05 = WRITE-IN

VOTES PERCENT

562 1.09  
18 .03

	01	02	03	04	05
0001 ALDER	169	175	9	2	0
0002 ALGER	156	129	4	4	0
0003 ALLEN	90	173	2	2	0
0004 DUNBAR 00	108	80	1	2	0
0005 AVON 01	279	265	6	4	1
0006 SAUK 01	294	232	7	5	1
0007 BAY VIEW 03	213	209	2	2	0
0008 BELFAST 00	152	171	1	3	0
0009 BIG LAKE 01	348	405	12	10	0
0010 BIRDSVIEW 01	236	265	5	9	3
0011 BOW 02	340	325	8	3	0
0012 CASCADE 01	96	43	2	2	0
0013 CEDARDALE 00	165	182	4	10	0
0014 CLEAR LAKE 01	271	284	13	8	0
0015 COUNTRY CLUB 00	105	156	4	0	0
0016 CONWAY 02	142	107	0	3	0
0017 DEWEY 01	499	473	11	13	0
0018 DIGBY 01	24	29	0	1	0
0019 DODGE VALLEY 01	141	83	3	2	0
0020 EDISON 01	163	190	4	5	0
0021 FIR 01	161	110	1	2	0
0022 FRUITDALE 00	423	369	10	8	0
0023 GEAR 00	259	392	8	6	0
0024 GUEMES 01	335	157	16	21	0
0025 HAMBURG 01	137	112	3	1	0
0026 HARMONY 01	185	215	2	4	0
0027 LAKE SIXTEEN 01	125	169	4	5	0
0028 LOOKOUT 04	316	325	13	4	0
0029 MANSFORD 01	75	46	3	0	0
0030 MAPES 00	120	125	5	0	0
0031 MARCH POINT 03	14	15	0	0	0
0032 McMURRAY WEST 01	167	153	5	3	0
0033 McRAE 01	235	311	7	5	1
0034 McMURRAY EAST 01	61	56	4	2	0
0035 MINKLER 01	155	162	6	3	0
0036 MONTBORNE 01	209	275	11	6	0
0037 NOOKACHAMPS 01	178	150	3	3	0
0038 SKYRIDGE 01	283	352	5	3	0
0039 PRAIRIE 02	195	213	4	6	0
0040 POINT WILLIAMS 00	244	209	1	3	0
0041 RIDGEWAY 03	190	191	2	1	0
0042 ROCKPORT 01	302	212	14	10	0
0043 SHELTER BAY 00	305	371	4	4	1
0044 SNEE OOSH 01	288	210	7	3	0
0045 STERLING 01	150	180	4	2	0
0046 SWINOMISH 00	472	260	3	2	0
0047 TINGLEY 01	158	163	6	12	0
0048 VAN FLEET 02	350	380	9	12	1
0049 VEDERE 01	191	239	4	4	0
0050 WHITNEY 01	93	110	1	0	0
0051 ROSARIO 01	392	368	3	10	0
0052 TERRACE 01	355	517	7	6	0
0053 STARBIRD 00	195	279	4	7	0
0054 COUNTY 01	0	0	0	0	0



200411170150  
Skagit County Auditor

VOTES PERCENT

VOTES PERCENT

U.S. SENATOR

Vote For 1

01 = Patty Murray (D)  
02 = George R Nethercutt Jr (R)  
03 = J. Mills (L)

26,162 50.58  
24,364 47.10  
619 1.20

04 = Mark B. Wilson (G)  
05 = WRITE-IN

562 1.09  
18 .03

(CONTINUED FROM PREVIOUS PAGE)

	01	02	03	04	05
0055 FIDALGO 01	330	339	7	11	0
0056 GAGES 00	86	81	2	2	0
0057 SAMISH 00	198	191	4	2	0
0058 COLLINS 00	49	39	0	1	0
0059 BLANCHARD 01	318	209	6	7	1
0060 VIEW TERRACE 00	8	0	0	0	0
0061 LAKE CAVANAUGH 01	47	86	3	1	0
0062 LITTLE MOUNTAIN 01	102	140	0	3	0
0063 RIVERBEND 00	9	22	1	1	0
0064 PADILLA 01	70	63	1	2	0
0065 FREDONIA 01	74	43	2	4	0
0066 ANACORTES 1 00	269	189	8	8	0
0067 ANACORTES 4 00 00	270	171	8	10	0
0068 ANACORTES 5 00	10	13	0	0	0
0069 ANACORTES 6 00	290	274	2	2	0
0070 ANACORTES 7 00	564	466	9	9	0
0071 ANACORTES 9 00	229	284	8	9	1
0072 ANACORTES 11 00	428	327	6	7	0
0073 ANACORTES 17 00	596	377	11	22	0
0074 ANACORTES 20 00	441	416	7	9	0
0075 ANACORTES 21 00	516	538	9	6	0
0076 ANACORTES 22 00	325	358	9	3	1
0077 ANACORTES 24 00	527	576	11	6	0
0078 MOUNT VERNON 1 00	194	153	6	6	0
0079 MOUNT VERNON 2 00	169	118	5	6	0
0080 MOUNT VERNON 3 00	342	277	14	15	0
0081 MOUNT VERNON 4 00	412	396	9	15	1
0082 MOUNT VERNON 5 00	23	33	1	1	0
0083 MOUNT VERNON 6 00	332	165	10	7	0
0084 MOUNT VERNON 7 00	375	230	8	6	0
0085 MOUNT VERNON 8 00	467	384	8	7	0
0086 MOUNT VERNON 9 00	235	153	9	5	0
0087 MOUNT VERNON 10 00	219	196	5	6	1
0088 MOUNT VERNON 11 00	240	227	5	4	0
0089 MOUNT VERNON 12 00	202	153	6	5	0
0090 MOUNT VERNON 14 00	439	338	5	3	0
0091 MOUNT VERNON 15 00	282	184	6	7	0
0092 MOUNT VERNON 16 00	407	439	11	4	0
0093 MOUNT VERNON 19 00	317	340	10	2	1
0094 MOUNT VERNON 21 01	448	411	15	8	1
0095 MOUNT VERNON 22 01	272	315	7	3	1
0096 MOUNT VERNON 26 00	0	0	0	0	0
0097 MOUNT VERNON 27 00	34	65	0	0	0
0098 MOUNT VERNON 28 00	91	54	1	4	1
0099 SEDRO WOOLLEY 1 00	253	247	7	3	0
0100 SEDRO WOOLLEY 2 00	279	344	5	7	1
0101 SEDRO WOOLLEY 3 00	263	206	6	7	0
0102 SEDRO WOOLLEY 4 00	361	290	7	9	0
0103 SEDRO WOOLLEY 5 00	327	266	6	3	0
0104 SEDRO WOOLLEY 6 00	283	265	13	6	0
0105 SEDRO WOOLLEY 7 00	0	0	0	0	0
0106 BURLINGTON 1 00	186	152	3	1	0
0107 BURLINGTON 2 00	182	177	3	1	0
0108 BURLINGTON 3 00	96	70	3	7	0



200411170150  
Skagit County Auditor

U.S. SENATOR

Vote For 1

01 = Patty Murray (D)  
02 = George R Nethercutt Jr (R)  
03 = J. Mills (L)

VOTES PERCENT  
26,162 50.58  
24,364 47.10  
619 1.20

04 = Mark B. Wilson (G)  
05 = WRITE-IN

VOTES PERCENT  
562 1.09  
18 .03

(CONTINUED FROM PREVIOUS PAGE)

	01	02	03	04	05
0109 BURLINGTON 4 00	167	168	8	5	0
0110 BURLINGTON 5 00	276	249	4	7	0
0111 BURLINGTON 6 00	174	166	4	5	0
0112 BURLINGTON 7 01	98	119	2	1	0
0113 CONCRETE 00	153	127	7	4	0
0114 HAMILTON 00	70	56	2	0	0
0115 LA CONNER 00	351	187	6	8	0
0116 LYMAN 00	78	70	1	1	0



200411170150  
Skagit County Auditor

U.S. REPRESENTATIVE DIST 2

VOTES PERCENT

VOTES PERCENT

Vote For 1

- 01 = Rick Larsen (D)
- 02 = Suzanne Sinclair (R)

31,844 62.87  
17,604 34.75

- 03 = Bruce Guthrie (L)
- 04 = WRITE-IN

1,170 2.31  
34 .07

	01	02	03	04
0001 ALDER	203	128	13	0
0002 ALGER	175	97	11	0
0003 ALLEN	131	125	6	0
0004 DUNBAR 00	134	52	1	0
0005 AVON 01	345	183	9	0
0006 SAUK 01	357	162	13	1
0007 BAY VIEW 03	256	160	9	0
0008 BELFAST 00	191	122	8	0
0009 BIG LAKE 01	454	288	17	0
0010 BIRDSVIEW 01	318	177	13	2
0011 BOW 02	430	216	19	0
0012 CASCADE 01	96	40	4	0
0013 CEDARDALE 00	204	131	14	1
0014 CLEAR LAKE 01	338	207	19	1
0015 COUNTRY CLUB 00	136	118	4	0
0016 CONWAY 02	165	82	0	0
0017 DEWEY 01	579	378	22	0
0018 DIGBY 01	28	23	2	0
0019 DODGE VALLEY 01	172	52	1	0
0020 EDISON 01	221	120	10	0
0021 FIR 01	191	76	3	1
0022 FRUITDALE 00	489	282	11	0
0023 GEAR 00	338	298	10	0
0024 GJEMES 01	368	126	30	0
0025 HAMBURG 01	165	84	2	0
0026 HARMONY 01	249	142	5	0
0027 LAKE SIXTEEN 01	185	107	4	1
0028 LOOKOUT 04	388	238	19	0
0029 MANSFORD 01	76	35	6	0
0030 MAPES 00	158	86	5	0
0031 MARCH POINT 03	20	9	1	0
0032 McMURRAY WEST 01	199	109	10	0
0033 McRAE 01	315	214	14	0
0034 McMURRAY EAST 01	71	49	2	0
0035 MINKLER 01	195	115	10	0
0036 MONTBORNE 01	283	200	13	0
0037 NOOKACHAMPS 01	221	105	6	1
0038 SKYRIDGE 01	379	241	11	0
0039 PRAIRIE 02	259	140	9	0
0040 POINT WILLIAMS 00	281	164	6	0
0041 RIDGEWAY 03	233	140	7	0
0042 ROCKPORT 01	347	156	27	1
0043 SHELTER BAY 00	362	301	6	0
0044 SNEE OOSH 01	314	170	17	1
0045 STERLING 01	188	133	7	0
0046 SWINOMISH 00	509	206	9	0
0047 TINGLEY 01	210	114	7	1
0048 VAN FLEET 02	474	242	13	1
0049 VEDERE 01	262	164	6	1
0050 WHITNEY 01	130	69	0	0
0051 ROSARIO 01	465	275	11	0
0052 TERRACE 01	480	371	20	0
0053 STARBIRD 00	266	199	15	1
0054 COUNTY 01	0	0	0	0
0055 FIDALGO 01	397	259	16	0



200411170150  
Skagit County Auditor

U.S. REPRESENTATIVE DIST 2

VOTES PERCENT

VOTES PERCENT

Vote For 1

- 01 = Rick Larsen (D)
- 02 = Suzanne Sinclair (R)

31,844 62.87 03 = Bruce Guthrie (L)  
17,604 34.75 04 = WRITE-IN

1,170 2.31  
34 .07

(CONTINUED FROM PREVIOUS PAGE)

	01	02	03	04
0056 GAGES 00	112	52	4	0
0057 SAMISH 00	252	123	9	0
0058 COLLINS 00	56	29	0	0
0059 BLANCHARD 01	350	158	25	0
0060 VIEW TERRACE 00	8	0	0	0
0061 LAKE CAVANAUGH 01	67	62	6	0
0062 LITTLE MOUNTAIN 01	134	103	1	0
0063 RIVERBEND 00	10	21	1	0
0064 PADILLA 01	89	42	2	0
0065 FREDONIA 01	81	37	2	0
0066 ANACORTES 1 00	297	150	14	0
0067 ANACORTES 4 00 00	295	134	18	1
0068 ANACORTES 5 00	13	9	1	0
0069 ANACORTES 6 00	343	215	4	0
0070 ANACORTES 7 00	643	354	20	0
0071 ANACORTES 9 00	288	214	12	1
0072 ANACORTES 11 00	504	239	15	0
0073 ANACORTES 17 00	687	271	27	0
0074 ANACORTES 20 00	520	327	16	0
0075 ANACORTES 21 00	591	430	22	0
0076 ANACORTES 22 00	383	279	13	1
0077 ANACORTES 24 00	601	481	15	1
0078 MOUNT VERNON 1 00	239	102	11	0
0079 MOUNT VERNON 2 00	198	85	11	0
0080 MOUNT VERNON 3 00	403	200	21	4
0081 MOUNT VERNON 4 00	507	291	19	1
0082 MOUNT VERNON 5 00	31	25	2	0
0083 MOUNT VERNON 6 00	383	108	16	1
0084 MOUNT VERNON 7 00	448	137	17	1
0085 MOUNT VERNON 8 00	555	280	11	0
0086 MOUNT VERNON 9 00	287	94	10	0
0087 MOUNT VERNON 10 00	268	134	15	1
0088 MOUNT VERNON 11 00	308	144	11	0
0089 MOUNT VERNON 12 00	245	113	5	0
0090 MOUNT VERNON 14 00	505	248	16	0
0091 MOUNT VERNON 15 00	321	129	14	0
0092 MOUNT VERNON 16 00	542	291	10	2
0093 MOUNT VERNON 19 00	399	232	18	2
0094 MOUNT VERNON 21 01	566	278	23	3
0095 MOUNT VERNON 22 01	333	244	10	0
0096 MOUNT VERNON 26 00	0	0	0	0
0097 MOUNT VERNON 27 00	50	44	2	0
0098 MOUNT VERNON 28 00	105	40	2	0
0099 SEDRO WOOLLEY 1 00	319	168	9	0
0100 SEDRO WOOLLEY 2 00	384	229	10	0
0101 SEDRO WOOLLEY 3 00	326	132	15	0
0102 SEDRO WOOLLEY 4 00	459	181	16	0
0103 SEDRO WOOLLEY 5 00	411	170	12	0
0104 SEDRO WOOLLEY 6 00	363	180	14	0
0105 SEDRO-WOOLLEY 7 00	0	0	0	0
0106 BURLINGTON 1 00	230	94	9	0
0107 BURLINGTON 2 00	236	112	3	0
0108 BURLINGTON 3 00	128	45	5	0
0109 BURLINGTON 4 00	209	118	13	1
0110 BURLINGTON 5 00	316	201	12	0



200411170150  
Skagit County Auditor

U.S. REPRESENTATIVE DIST 2

VOTES PERCENT

VOTES PERCENT

Vote For 1

- 01 = Rick Larsen (D)
- 02 = Suzanne Sinclair (R)

31,844 62.87  
17,604 34.75

- 03 = Bruce Guthrie (L)
- 04 = WRITE-IN

1,170 2.31  
34 .07

(CONTINUED FROM PREVIOUS PAGE)

	01	02	03	04
0111 BURLINGTON 6 00	213	118	6	0
0112 BURLINGTON 7 01	125	80	6	0
0113 CONCRETE 00	173	105	11	0
0114 HAMILTON 00	83	38	4	0
0115 LA CONNER 00	365	150	17	0
0116 LYMAN 00	87	54	4	0



200411170150  
Skagit County Auditor

NUMBERED KEY CANVASS

SKAGIT COUNTY, WA  
 NOVEMBER 2, 2004  
 GENERAL ELECTION

Official

RUN DATE:11/17/04 10:13 AM

REPORT-EL52 PAGE 002E

GOVERNOR	VOTES PERCENT				VOTES PERCENT	
	01	02	03	04		
Vote For 1						
01 = Christine Gregoire (D)			23,195	44.93	03 = Ruth Bennett (L)	1,260 2.44
02 = Dino Rossi (R)			27,135	52.56	04 = WRITE-IN	40 .08
	01	02	03	04		
0001 ALDER	141	194	12	2		
0002 ALGER	135	146	9	2		
0003 ALLEN	78	183	5	0		
0004 DUNBAR 00	93	94	5	0		
0005 AVON 01	237	299	18	0		
0006 SAUK 01	268	250	17	3		
0007 BAY VIEW 03	206	221	5	0		
0008 BELFAST 00	130	195	3	0		
0009 BIG LAKE 01	323	434	17	0		
0010 BIRDSVIEW 01	219	275	21	1		
0011 BOW 02	287	370	20	0		
0012 CASCADE 01	91	48	5	0		
0013 CEDARDALE 00	141	206	12	0		
0014 CLEAR LAKE 01	244	314	16	0		
0015 COUNTRY CLUB 00	89	170	7	0		
0016 CONWAY 02	118	129	5	0		
0017 DEWEY 01	452	530	15	0		
0018 DIGBY 01	15	39	0	0		
0019 DODGE VALLEY 01	124	99	5	0		
0020 EDISON 01	140	212	8	0		
0021 FIR 01	146	122	7	0		
0022 FRUITDALE 00	347	432	21	0		
0023 GEAR 00	228	431	10	0		
0024 GUEMES 01	328	172	30	0		
0025 HAMBURG 01	121	131	2	0		
0026 HARMONY 01	176	224	7	0		
0027 LAKE SIXTEEN 01	116	181	7	0		
0028 LOOKOUT 04	266	374	16	0		
0029 MANSFORD 01	69	47	4	1		
0030 MAPES 00	100	144	8	0		
0031 MARCH POINT 03	10	20	0	0		
0032 McMURRAY WEST 01	161	158	5	0		
0033 McRAE 01	210	333	12	0		
0034 McMURRAY EAST 01	54	65	2	0		
0035 MINKLER 01	147	168	11	0		
0036 MONTBORNE 01	179	304	16	0		
0037 NOOKACHAMPS 01	155	175	7	0		
0038 SKYRIDGE 01	265	366	9	0		
0039 PRAIRIE 02	180	222	13	0		
0040 POINT WILLIAMS 00	225	230	6	0		
0041 RIDGEWAY 03	134	244	9	0		
0042 ROCKPORT 01	276	232	22	0		
0043 SHELTER BAY 00	285	388	5	1		
0044 SNEE OOSH 01	269	229	7	1		
0045 STERLING 01	139	190	7	0		
0046 SWINOMISH 00	429	298	9	0		
0047 TINGLEY 01	138	186	9	2		
0048 VAN FLEET 02	316	414	20	1		
0049 VEDERE 01	169	254	10	0		
0050 WHITNEY 01	87	117	1	1		
0051 ROSARIO 01	345	417	7	0		
0052 TERRACE 01	301	567	15	0		
0053 STARBIRD 00	163	313	13	0		
0054 COUNTY 01	0	0	0	0		
0055 FIDALGO 01	295	372	12	0		



200411170150  
 Skagit County Auditor



GOVERNOR	VOTES	PERCENT		VOTES	PERCENT
Vote For 1					
01 = Christine Gregoire (D)	23,195	44.93	03 = Ruth Bennett (L)	1,260	2.44
02 = Dino Rossi (R)	27,135	52.56	04 = WRITE-IN	40	.08

(CONTINUED FROM PREVIOUS PAGE)

	01	02	03	04
0056 GAGES 00	77	90	3	1
0057 SAMISH 00	173	214	12	1
0058 COLLINS 00	46	42	1	0
0059 BLANCHARD 01	289	233	16	1
0060 VIEW TERRACE 00	6	2	0	0
0061 LAKE CAVANAUGH 01	45	88	4	0
0062 LITTLE MOUNTAIN 01	95	149	2	0
0063 RIVERBEND 00	8	24	2	0
0064 PADILLA 01	64	70	1	0
0065 FREDONIA 01	54	62	7	0
0066 ANACORTES 1 00	248	210	17	0
0067 ANACORTES 4 00 00	238	192	28	0
0068 ANACORTES 5 00	10	13	0	0
0069 ANACORTES 6 00	252	305	10	1
0070 ANACORTES 7 00	490	537	25	0
0071 ANACORTES 9 00	182	329	15	2
0072 ANACORTES 11 00	376	380	12	0
0073 ANACORTES 17 00	551	423	31	1
0074 ANACORTES 20 00	388	466	18	0
0075 ANACORTES 21 00	467	589	15	0
0076 ANACORTES 22 00	271	403	18	0
0077 ANACORTES 24 00	487	613	16	0
0078 MOUNT VERNON 1 00	165	177	17	0
0079 MOUNT VERNON 2 00	155	131	15	1
0080 MOUNT VERNON 3 00	308	307	30	0
0081 MOUNT VERNON 4 00	357	451	25	1
0082 MOUNT VERNON 5 00	19	38	1	0
0083 MOUNT VERNON 6 00	305	182	22	1
0084 MOUNT VERNON 7 00	327	271	14	1
0085 MOUNT VERNON 8 00	429	425	11	0
0086 MOUNT VERNON 9 00	210	180	10	0
0087 MOUNT VERNON 10 00	184	224	13	0
0088 MOUNT VERNON 11 00	210	255	7	0
0089 MOUNT VERNON 12 00	172	179	12	0
0090 MOUNT VERNON 14 00	379	384	21	3
0091 MOUNT VERNON 15 00	236	225	16	1
0092 MOUNT VERNON 16 00	366	485	8	0
0093 MOUNT VERNON 19 00	274	381	12	1
0094 MOUNT VERNON 21 01	412	449	20	1
0095 MOUNT VERNON 22 01	240	346	10	0
0096 MOUNT VERNON 26 00	0	0	0	0
0097 MOUNT VERNON 27 00	27	69	1	0
0098 MOUNT VERNON 28 00	83	64	5	0
0099 SEDRO WOOLLEY 1 00	223	274	10	0
0100 SEDRO WOOLLEY 2 00	250	378	8	0
0101 SEDRO WOOLLEY 3 00	229	236	17	0
0102 SEDRO WOOLLEY 4 00	295	350	22	0
0103 SEDRO WOOLLEY 5 00	298	286	16	2
0104 SEDRO WOOLLEY 6 00	250	299	16	0
0105 SEDRO-WOOLLEY 7 00	0	0	0	0
0106 BURLINGTON 1 00	159	171	11	0
0107 BURLINGTON 2 00	170	187	8	1
0108 BURLINGTON 3 00	72	93	9	0
0109 BURLINGTON 4 00	148	186	14	1
0110 BURLINGTON 5 00	244	285	10	0



NUMBERED KEY CANVASS

SKAGIT COUNTY, WA  
NOVEMBER 2, 2004  
GENERAL ELECTION

Official

RUN DATE:11/17/04 10:13 AM

REPORT-EL52 PAGE 003C

GOVERNOR

Vote For 1

01 = Christine Gregoire (D)  
02 = Dino Rossi (R)

VOTES PERCENT

23,195 44.93  
27,135 52.56

03 = Ruth Bennett (L)  
04 = WRITE-IN

VOTES PERCENT

1,260 2.44  
40 .08

(CONTINUED FROM PREVIOUS PAGE)

	01	02	03	04
0111 BURLINGTON 6 00	155	174	16	0
0112 BURLINGTON 7 01	87	126	6	1
0113 CONCRETE 00	132	147	12	1
0114 HAMILTON 00	66	58	2	1
0115 LA CONNER 00	316	221	13	1
0116 LYMAN 00	66	79	3	0



200411170150

Skagit County Auditor

LIEUTENANT GOVERNOR

Vote For 1

- 01 = Brad Owen (D)
- 02 = Jim Wiest (R)
- 03 = Jocelyn A Langlois (L)

VOTES PERCENT

VOTES PERCENT

- 04 = Bern Haggerty (G)
- 05 = WRITE-IN

1,239 2.52  
51 .10

	01	02	03	04	05
0001 ALDER	152	154	22	8	0
0002 ALGER	132	115	12	11	0
0003 ALLEN	87	139	10	10	0
0004 DUNBAR 00	97	71	12	3	1
0005 AVON 01	282	204	20	14	1
0006 SAUK 01	280	204	19	14	5
0007 BAY VIEW 03	227	153	24	10	0
0008 BELFAST 00	156	141	11	4	0
0009 BIG LAKE 01	361	325	32	12	0
0010 BIRDSVIEW 01	234	216	28	13	1
0011 BOW 02	331	244	29	22	0
0012 CASCADE 01	84	43	5	9	0
0013 CEDARDALE 00	172	134	20	12	0
0014 CLEAR LAKE 01	267	212	37	24	1
0015 COUNTRY CLUB 00	112	127	10	2	1
0016 CONWAY 02	131	88	10	5	0
0017 DENEY 01	478	408	38	20	0
0018 DIGBY 01	21	29	1	2	0
0019 DODGE VALLEY 01	130	68	12	3	0
0020 EDISON 01	179	140	8	13	0
0021 FIR 01	145	103	8	5	0
0022 FRUITDALE 00	407	329	19	14	0
0023 GEAR 00	271	320	25	13	0
0024 GJEMES 01	300	144	24	48	0
0025 HAMBURG 01	136	93	8	4	0
0026 HARMONY 01	206	155	4	11	0
0027 LAKE SIXTEEN 01	144	122	6	7	0
0028 LOOKOUT 04	299	274	46	14	1
0029 MANSFORD 01	69	36	7	1	0
0030 MAPES 00	128	94	10	1	0
0031 MARCH POINT 03	16	11	1	2	0
0032 McMURRAY WEST 01	166	111	18	10	0
0033 McRAE 01	233	265	19	9	1
0034 McMURRAY EAST 01	65	46	7	1	0
0035 MINKLER 01	149	141	15	7	0
0036 MONTBORNE 01	214	234	21	10	0
0037 NOOKACHAMPS 01	176	121	16	11	0
0038 SKYRIDGE 01	295	275	22	8	0
0039 PRAIRIE 02	183	178	13	13	2
0040 POINT WILLIAMS 00	232	184	14	4	0
0041 RIDGEWAY 03	173	173	12	7	0
0042 ROCKPORT 01	268	184	38	30	1
0043 SHELTER BAY 00	311	317	23	10	1
0044 SNEE OOSH 01	274	163	32	16	0
0045 STERLING 01	177	126	13	7	0
0046 SWINOMISH 00	444	243	24	7	0
0047 TINGLEY 01	145	147	10	12	1
0048 VAN FLEET 02	352	305	34	17	1
0049 VEDERE 01	207	178	12	9	2
0050 WHITNEY 01	99	93	2	5	0
0051 ROSARIO 01	381	309	20	23	1
0052 TERRACE 01	379	415	22	11	1
0053 STARBIRD 00	208	232	22	7	0
0054 COUNTY 01	0	0	0	0	0



200411170150  
Skagit County Auditor

LIEUTENANT GOVERNOR

Vote For 1

- 01 = Brad Owen (D)
- 02 = Jim Wiest (R)
- 03 = Jocelyn A Langlois (L)

VOTES PERCENT

VOTES PERCENT

25,212 51.33  
20,481 41.70  
2,133 4.34

- 04 = Bern Haggerty (G)
- 05 = WRITE-IN

1,239 2.52  
51 .10

(CONTINUED FROM PREVIOUS PAGE)

	01	02	03	04	05
0055 FIDALGO 01	324	274	30	16	0
0056 GAGES 00	79	69	4	3	1
0057 SAMISH 00	193	160	16	9	0
0058 COLLINS 00	40	37	2	3	0
0059 BLANCHARD 01	257	184	30	36	0
0060 VIEW TERRACE 00	8	0	0	0	0
0061 LAKE CAVANAUGH 01	59	69	3	1	0
0062 LITTLE MOUNTAIN 01	112	112	9	2	0
0063 RIVERBEND 00	8	23	1	1	0
0064 PADILLA 01	78	42	7	1	1
0065 FREDONIA 01	68	46	2	4	0
0066 ANACORTES 1 00	243	174	17	17	0
0067 ANACORTES 4 00 00	235	153	33	16	1
0068 ANACORTES 5 00	12	9	2	0	0
0069 ANACORTES 6 00	276	243	19	7	0
0070 ANACORTES 7 00	521	415	36	23	0
0071 ANACORTES 9 00	220	249	22	8	3
0072 ANACORTES 11 00	406	287	31	16	0
0073 ANACORTES 17 00	543	330	44	46	0
0074 ANACORTES 20 00	407	369	38	15	0
0075 ANACORTES 21 00	481	477	38	27	1
0076 ANACORTES 22 00	296	315	35	13	1
0077 ANACORTES 24 00	505	533	36	13	0
0078 MOUNT VERNON 1 00	172	142	14	15	0
0079 MOUNT VERNON 2 00	143	113	18	11	0
0080 MOUNT VERNON 3 00	319	238	32	14	1
0081 MOUNT VERNON 4 00	404	334	32	13	0
0082 MOUNT VERNON 5 00	20	33	3	1	0
0083 MOUNT VERNON 6 00	304	129	26	21	1
0084 MOUNT VERNON 7 00	338	194	30	22	0
0085 MOUNT VERNON 8 00	440	333	30	24	1
0086 MOUNT VERNON 9 00	209	133	17	13	0
0087 MOUNT VERNON 10 00	217	159	21	11	1
0088 MOUNT VERNON 11 00	228	190	18	8	1
0089 MOUNT VERNON 12 00	182	129	23	8	0
0090 MOUNT VERNON 14 00	423	286	31	13	2
0091 MOUNT VERNON 15 00	248	152	27	14	1
0092 MOUNT VERNON 16 00	414	360	31	16	2
0093 MOUNT VERNON 19 00	311	282	22	13	3
0094 MOUNT VERNON 21 01	454	327	37	14	3
0095 MOUNT VERNON 22 01	278	261	16	7	0
0096 MOUNT VERNON 26 00	0	0	0	0	0
0097 MOUNT VERNON 27 00	32	58	2	0	0
0098 MOUNT VERNON 28 00	81	52	14	4	0
0099 SEDRO WOOLLEY 1 00	241	215	13	8	0
0100 SEDRO WOOLLEY 2 00	299	282	20	9	0
0101 SEDRO WOOLLEY 3 00	249	172	34	10	0
0102 SEDRO WOOLLEY 4 00	336	255	29	14	0
0103 SEDRO WOOLLEY 5 00	318	218	27	16	1
0104 SEDRO WOOLLEY 6 00	278	218	27	13	0
0105 SEDRO-WOOLLEY 7 00	0	0	0	0	0
0106 BURLINGTON 1 00	169	123	17	15	0
0107 BURLINGTON 2 00	183	137	21	2	0
0108 BURLINGTON 3 00	83	70	13	5	0



200411170150  
Skagit County Auditor

LIEUTENANT GOVERNOR

Vote For 1

- 01 = Brad Owen (D)
- 02 = Jim Wiest (R)
- 03 = Jocelyn A Langlois (L)

VOTES PERCENT

25,212 51.33

20,481 41.70

2,133 4.34

- 04 = Bern Haggerty (G)
- 05 = WRITE-IN

VOTES PERCENT

1,239 2.52

51 .10

(CONTINUED FROM PREVIOUS PAGE)

	01	02	03	04	05
0109 BURLINGTON 4 00	175	132	18	5	1
0110 BURLINGTON 5 00	256	236	12	8	0
0111 BURLINGTON 6 00	166	143	15	9	0
0112 BURLINGTON 7 01	104	91	9	4	0
0113 CONCRETE 00	144	117	10	11	1
0114 HAMILTON 00	70	41	9	3	1
0115 LA CONNER 00	326	154	26	17	1
0116 LYMAN 00	62	66	7	6	0



200411170150  
Skagit County Auditor

SECRETARY OF STATE

Vote For 1

- 01 = Laura Ruderman (D)
- 02 = Sam Reed (R)

VOTES PERCENT

VOTES PERCENT

- 03 = Jacqueline Passey (L)
- 04 = WRITE-IN

1.587 3.23  
33 .07

	01	02	03	04
0001 ALDER	132	183	19	0
0002 ALGER	136	127	10	0
0003 ALLEN	61	175	13	0
0004 DUNBAR 00	80	97	6	0
0005 AVON 01	233	281	11	0
0006 SAUK 01	272	230	14	2
0007 BAY VIEW 03	167	234	11	0
0008 BELFAST 00	131	174	8	0
0009 BIG LAKE 01	278	435	22	0
0010 BIRDSVIEW 01	190	276	23	1
0011 BOW 02	274	348	19	1
0012 CASCADE 01	82	47	10	0
0013 CEDARDALE 00	139	187	13	0
0014 CLEAR LAKE 01	241	281	23	0
0015 COUNTRY CLUB 00	59	187	7	1
0016 CONWAY 02	116	115	5	0
0017 DEWEY 01	405	527	21	0
0018 DIGBY 01	18	33	2	0
0019 DODGE VALLEY 01	110	97	9	0
0020 EDISON 01	123	207	13	0
0021 FIR 01	115	145	6	0
0022 FRUITDALE 00	365	390	17	0
0023 GEAR 00	190	426	13	0
0024 GJEMES 01	283	191	40	0
0025 HAMBURG 01	109	127	5	0
0026 HARMONY 01	141	234	10	0
0027 LAKE SIXTEEN 01	100	172	10	0
0028 LOOKOUT 04	276	334	30	1
0029 MANSFORD 01	62	47	3	0
0030 MAPES 00	100	128	5	0
0031 MARCH POINT 03	18	12	0	0
0032 McMURRAY WEST 01	145	145	17	0
0033 McRAE 01	218	295	15	0
0034 McMURRAY EAST 01	57	58	4	0
0035 MINKLER 01	133	165	13	0
0036 MONTBORNE 01	178	283	19	1
0037 NOOKACHAMPS 01	140	177	8	0
0038 SKYRIDGE 01	218	375	13	0
0039 PRAIRIE 02	156	223	13	1
0040 POINT WILLIAMS 00	179	251	9	1
0041 RIDGEWAY 03	151	210	10	0
0042 ROCKPORT 01	259	225	35	1
0043 SHELTER BAY 00	227	416	12	1
0044 SNEE OOSH 01	215	250	23	0
0045 STERLING 01	121	184	12	0
0046 SWINOMISH 00	246	450	19	0
0047 TINGLEY 01	145	162	8	0
0048 VAN FLEET 02	299	378	35	1
0049 VEDERE 01	142	260	12	0
0050 WHITNEY 01	53	135	7	0
0051 ROSARIO 01	283	429	17	1
0052 TERRACE 01	253	565	13	1
0053 STARBIRD 00	160	291	16	0
0054 COUNTY 01	0	0	0	0
0055 FIDALGO 01	265	362	25	0



200411170150

Skagit County Auditor

SECRETARY OF STATE

Vote For 1

- 01 = Laura Ruderman (D)
- 02 = Sam Reed (R)

VOTES PERCENT  
 21,024 42.73  
 26,560 53.98

- 03 = Jacqueline Passey (L)
- 04 = WRITE-IN

VOTES PERCENT  
 1,587 3.23  
 33 .07

(CONTINUED FROM PREVIOUS PAGE)

	01	02	03	04
0056 GAGES 00	79	74	4	0
0057 SAMISH 00	169	189	12	0
0058 COLLINS 00	39	43	2	0
0059 BLANCHARD 01	259	241	18	0
0060 VIEW TERRACE 00	7	0	0	0
0061 LAKE CAVANAUGH 01	46	82	5	0
0062 LITTLE MOUNTAIN 01	83	149	6	0
0063 RIVERBEND 00	7	23	2	0
0064 PADILLA 01	56	71	2	0
0065 FREDONIA 01	50	64	2	0
0066 ANACORTES 1 00	229	206	15	0
0067 ANACORTES 4 00 00	240	170	27	1
0068 ANACORTES 5 00	9	12	2	0
0069 ANACORTES 6 00	233	292	10	0
0070 ANACORTES 7 00	439	532	22	0
0071 ANACORTES 9 00	179	304	11	3
0072 ANACORTES 11 00	335	391	15	0
0073 ANACORTES 17 00	493	418	38	1
0074 ANACORTES 20 00	330	472	21	0
0075 ANACORTES 21 00	412	573	33	0
0076 ANACORTES 22 00	245	391	22	0
0077 ANACORTES 24 00	415	649	24	1
0078 MOUNT VERNON 1 00	165	159	17	0
0079 MOUNT VERNON 2 00	143	132	17	0
0080 MOUNT VERNON 3 00	284	295	25	0
0081 MOUNT VERNON 4 00	353	411	25	0
0082 MOUNT VERNON 5 00	21	34	2	0
0083 MOUNT VERNON 6 00	265	203	19	0
0084 MOUNT VERNON 7 00	276	279	26	0
0085 MOUNT VERNON 8 00	366	436	16	0
0086 MOUNT VERNON 9 00	179	184	10	0
0087 MOUNT VERNON 10 00	202	191	16	0
0088 MOUNT VERNON 11 00	168	264	16	1
0089 MOUNT VERNON 12 00	157	177	10	0
0090 MOUNT VERNON 14 00	349	378	28	0
0091 MOUNT VERNON 15 00	208	221	17	1
0092 MOUNT VERNON 16 00	330	468	23	2
0093 MOUNT VERNON 19 00	236	379	16	2
0094 MOUNT VERNON 21 01	364	434	31	2
0095 MOUNT VERNON 22 01	191	358	13	1
0096 MOUNT VERNON 26 00	0	0	0	0
0097 MOUNT VERNON 27 00	20	72	2	0
0098 MOUNT VERNON 28 00	87	56	6	0
0099 SEDRO WOOLLEY 1 00	216	250	10	1
0100 SEDRO WOOLLEY 2 00	250	345	16	1
0101 SEDRO WOOLLEY 3 00	224	218	20	0
0102 SEDRO WOOLLEY 4 00	301	318	19	0
0103 SEDRO WOOLLEY 5 00	294	270	16	0
0104 SEDRO WOOLLEY 6 00	232	290	16	0
0105 SEDRO-WOOLLEY 7 00	0	0	0	0
0106 BURLINGTON 1 00	158	158	10	0
0107 BURLINGTON 2 00	170	162	11	0
0108 BURLINGTON 3 00	83	82	7	0
0109 BURLINGTON 4 00	132	191	9	2
0110 BURLINGTON 5 00	214	283	15	0



200411170150  
Skagit County Auditor

NUMBERED KEY CANVASS

SKAGIT COUNTY, WA  
NOVEMBER 2, 2004  
GENERAL ELECTION

Official

RUN DATE:11/17/04 10:13 AM

REPORT-EL52 PAGE 0036

VOTES PERCENT

VOTES PERCENT

SECRETARY OF STATE

Vote For 1

01 = Laura Ruderman (D)  
02 = Sam Reed (R)

21.024 42.73  
26.560 53.98

03 = Jacqueline Passey (L)  
04 = WRITE-IN

1,587 3.23  
33 .07

(CONTINUED FROM PREVIOUS PAGE)

	01	02	03	04
0111 BURLINGTON 6 00	141	178	17	0
0112 BURLINGTON 7 01	85	120	4	0
0113 CONCRETE 00	134	141	11	0
0114 HAMILTON 00	70	51	4	0
0115 LA CONNER 00	290	212	20	0
0116 LYMAN 00	63	78	1	0



200411170150

Skagit County Auditor



STATE TREASURER

Vote For 1

- 01 = Mike Murphy (D)
- 02 = Oscar S. Lewis (R)

VOTES PERCENT

VOTES PERCENT

27,413 56.51 03 = John Sample (L)  
19,190 39.56 04 = WRITE-IN

1,872 3.86  
34 .07

	01	02	03	04
0001 ALDER	179	141	12	0
0002 ALGER	152	105	12	0
0003 ALLEN	95	134	9	0
0004 DUNBAR 00	116	58	6	0
0005 AVON 01	309	197	17	0
0006 SAUK 01	304	193	20	2
0007 BAY VIEW 03	230	170	8	0
0008 BELFAST 00	155	136	15	0
0009 BIG LAKE 01	370	326	30	0
0010 BIRDSVIEW 01	266	198	19	1
0011 BOW 02	349	248	27	0
0012 CASCADE 01	92	40	7	0
0013 CEDARDALE 00	188	130	13	0
0014 CLEAR LAKE 01	286	209	36	1
0015 COUNTRY CLUB 00	117	125	5	1
0016 CONWAY 02	139	84	9	0
0017 DEWEY 01	509	394	33	1
0018 DIGBY 01	25	25	1	0
0019 DODGE VALLEY 01	137	73	7	0
0020 EDISON 01	178	148	11	0
0021 FIR 01	164	92	6	0
0022 FRUITDALE 00	435	309	18	0
0023 GEAR 00	275	316	24	0
0024 GUMES 01	337	130	45	0
0025 HAMBURG 01	146	91	3	0
0026 HARMONY 01	213	151	7	0
0027 LAKE SIXTEEN 01	155	120	5	0
0028 LOOKOUT 04	322	268	42	2
0029 MANSFORD 01	68	33	8	0
0030 MAPES 00	132	88	8	0
0031 MARCH POINT 03	20	10	0	0
0032 McMURRAY WEST 01	188	105	16	0
0033 McRAE 01	257	230	26	1
0034 McMURRAY EAST 01	63	49	7	0
0035 MINKLER 01	170	125	13	1
0036 MONTBORNE 01	233	217	22	0
0037 NOOKACHAMPS 01	181	122	13	0
0038 SKYRIDGE 01	331	253	14	0
0039 PRAIRIE 02	199	157	18	1
0040 POINT WILLIAMS 00	245	176	5	0
0041 RIDGEWAY 03	203	146	14	0
0042 ROCKPORT 01	314	161	38	1
0043 SHELTER BAY 00	327	312	20	1
0044 SNEE OOSH 01	292	161	27	0
0045 STERLING 01	164	137	9	0
0046 SWINOMISH 00	474	218	19	0
0047 TINGLEY 01	165	139	8	0
0048 VAN FLEET 02	379	292	31	1
0049 VEDERE 01	214	175	14	0
0050 WHITNEY 01	103	81	4	0
0051 ROSARIO 01	406	296	17	0
0052 TERRACE 01	401	390	20	1
0053 STARBIRD 00	216	219	29	0
0054 COUNTY 01	0	0	0	0
0055 FIDALGO 01	341	269	24	1



200411170150  
Skagit County Auditor

VOTES PERCENT

VOTES PERCENT

STATE TREASURER

Vote For 1

- 01 = Mike Murphy (D)
- 02 = Oscar S. Lewis (R)

27,413 56.51  
19,190 39.56

- 03 = John Sample (L)
- 04 = WRITE-IN

1,872 3.86  
34 .07

(CONTINUED FROM PREVIOUS PAGE)

	01	02	03	04
0056 GAGES 00	90	57	6	0
0057 SAMISH 00	212	137	17	0
0058 COLLINS 00	47	29	5	0
0059 BLANCHARD 01	315	172	24	0
0060 VIEW TERRACE 00	8	0	0	0
0061 LAKE CAVANAUGH 01	65	63	2	0
0062 LITTLE MOUNTAIN 01	118	111	5	0
0063 RIVERBEND 00	9	22	2	0
0064 PADILLA 01	79	44	2	0
0065 FREDONIA 01	71	44	1	0
0066 ANACORTES 1 00	265	163	12	0
0067 ANACORTES 4 00 00	249	154	35	2
0068 ANACORTES 5 00	12	9	2	0
0069 ANACORTES 6 00	298	222	10	0
0070 ANACORTES 7 00	555	395	33	0
0071 ANACORTES 9 00	231	222	26	2
0072 ANACORTES 11 00	452	260	20	0
0073 ANACORTES 17 00	602	296	52	0
0074 ANACORTES 20 00	449	337	35	0
0075 ANACORTES 21 00	526	444	39	0
0076 ANACORTES 22 00	307	304	30	0
0077 ANACORTES 24 00	556	481	34	0
0078 MOUNT VERNON 1 00	196	121	25	0
0079 MOUNT VERNON 2 00	182	90	14	0
0080 MOUNT VERNON 3 00	356	220	21	1
0081 MOUNT VERNON 4 00	439	299	31	0
0082 MOUNT VERNON 5 00	26	27	2	0
0083 MOUNT VERNON 6 00	326	130	23	1
0084 MOUNT VERNON 7 00	362	182	23	1
0085 MOUNT VERNON 8 00	489	295	22	0
0086 MOUNT VERNON 9 00	248	115	7	1
0087 MOUNT VERNON 10 00	233	155	17	0
0088 MOUNT VERNON 11 00	246	179	15	0
0089 MOUNT VERNON 12 00	204	128	10	0
0090 MOUNT VERNON 14 00	445	277	22	2
0091 MOUNT VERNON 15 00	288	131	22	0
0092 MOUNT VERNON 16 00	465	330	21	2
0093 MOUNT VERNON 19 00	324	272	26	2
0094 MOUNT VERNON 21 01	475	317	32	1
0095 MOUNT VERNON 22 01	298	234	23	0
0096 MOUNT VERNON 26 00	0	0	0	0
0097 MOUNT VERNON 27 00	40	49	2	0
0098 MOUNT VERNON 28 00	88	50	8	0
0099 SEDRO WOOLLEY 1 00	271	186	16	0
0100 SEDRO WOOLLEY 2 00	327	262	15	2
0101 SEDRO WOOLLEY 3 00	282	160	15	0
0102 SEDRO WOOLLEY 4 00	385	224	20	0
0103 SEDRO WOOLLEY 5 00	357	194	21	0
0104 SEDRO WOOLLEY 6 00	311	196	26	0
0105 SEDRO-WOOLLEY 7 00	0	0	0	0
0106 BURLINGTON 1 00	203	103	14	0
0107 BURLINGTON 2 00	208	120	11	0
0108 BURLINGTON 3 00	107	58	7	0
0109 BURLINGTON 4 00	180	138	14	1
0110 BURLINGTON 5 00	269	220	20	0



200411170150  
Skagit County Auditor

	VOTES	PERCENT		VOTES	PERCENT
STATE TREASURER					
Vote For 1					
01 = Mike Murphy (D)	27,413	56.51	03 = John Sample (L)	1,872	3.86
02 = Oscar S. Lewis (R)	19,190	39.56	04 = WRITE-IN	34	.07

(CONTINUED FROM PREVIOUS PAGE)

	01	02	03	04
0111 BURLINGTON 6 00	177	137	13	0
0112 BURLINGTON 7 01	110	91	6	0
0113 CONCRETE 00	156	114	8	0
0114 HAMILTON 00	78	39	6	0
0115 LA CONNER 00	343	149	25	0
0116 LYMAN 00	74	60	6	0



200411170150

Skagit County Auditor

STATE AUDITOR

Vote For 1

- 01 = Brian Sonntag (D)
- 02 = Will Baker (R)

VOTES PERCENT

VOTES PERCENT

29,033 59.82 03 = Jason G. Bush (L)  
17,607 36.28 04 = WRITE-IN

1,855 3.82  
36 .07

	01	02	03	04
0001 ALDER	179	141	15	0
0002 ALGER	164	95	10	0
0003 ALLEN	108	117	15	0
0004 DUNBAR 00	121	52	3	0
0005 AVON 01	322	179	17	0
0006 SAJK 01	308	190	17	2
0007 BAY VIEW 03	266	139	7	0
0008 BELFAST 00	171	122	13	0
0009 BIG LAKE 01	422	274	30	0
0010 BIRDSVIEW 01	267	202	20	1
0011 BOW 02	387	216	21	0
0012 CASCADE 01	96	36	7	0
0013 CEDARDALE 00	197	122	14	0
0014 CLEAR LAKE 01	310	192	33	1
0015 COUNTRY CLUB 00	128	116	5	1
0016 CONWAY 02	136	89	10	0
0017 DEWEY 01	570	342	29	1
0018 DIGBY 01	27	23	1	0
0019 DODGE VALLEY 01	151	58	8	0
0020 EDISON 01	198	129	15	0
0021 FIR 01	172	83	5	0
0022 FRUITDALE 00	454	286	17	1
0023 GEAR 00	321	273	19	0
0024 GUEMES 01	364	111	36	0
0025 HAMBURG 01	157	75	6	0
0026 HARMONY 01	223	137	14	0
0027 LAKE SIXTEEN 01	164	107	10	0
0028 LOOKOUT 04	334	253	37	1
0029 MANSFORD 01	69	34	7	0
0030 MAPES 00	132	89	7	0
0031 MARCH POINT 03	18	9	3	0
0032 McMURRAY WEST 01	194	96	18	0
0033 McRAE 01	263	226	29	0
0034 McMURRAY EAST 01	68	40	8	0
0035 MINKLER 01	174	121	12	1
0036 MONTBORNE 01	253	201	20	0
0037 NOOKACHAMPS 01	195	115	12	0
0038 SKYRIDGE 01	372	207	16	0
0039 PRAIRIE 02	215	151	17	1
0040 POINT WILLIAMS 00	266	145	12	0
0041 RIDGEWAY 03	209	140	12	0
0042 ROCKPORT 01	313	173	28	0
0043 SHELTER BAY 00	380	256	17	1
0044 SNEE OOSH 01	308	144	25	2
0045 STERLING 01	198	102	12	1
0046 SWINOMISH 00	487	207	13	0
0047 TINGLEY 01	172	131	10	0
0048 VAN FLEET 02	391	277	32	1
0049 VEDERE 01	238	159	12	0
0050 WHITNEY 01	124	63	5	0
0051 ROSARIO 01	444	250	24	0
0052 TERRACE 01	432	369	21	1
0053 STARBIRD 00	244	194	24	0
0054 COUNTY 01	0	0	0	0
0055 FIDALGO 01	370	245	24	0



200411170150  
Skagit County Auditor

	VOTES	PERCENT		VOTES	PERCENT
STATE AUDITOR					
Vote For 1					
01 = Brian Sonntag (D)	29,033	59.82	03 = Jason G. Bush (L)	1,855	3.82
02 = Will Baker (R)	17,607	36.28	04 = WRITE-IN	36	.07

(CONTINUED FROM PREVIOUS PAGE)

	01	02	03	04
0056 GAGES 00	103	50	2	0
0057 SAMISH 00	213	133	18	0
0058 COLLINS 00	47	33	2	0
0059 BLANCHARD 01	329	154	22	0
0060 VIEW TERRACE 00	8	0	0	0
0061 LAKE CAVANAUGH 01	68	57	4	0
0062 LITTLE MOUNTAIN 01	130	102	4	0
0063 RIVERBEND 00	10	22	1	0
0064 PADILLA 01	87	33	5	0
0065 FREDONIA 01	74	41	4	0
0066 ANACORTES 1 00	271	154	18	0
0067 ANACORTES 4 00 00	262	147	30	1
0068 ANACORTES 5 00	14	9	0	0
0069 ANACORTES 6 00	328	182	14	0
0070 ANACORTES 7 00	594	348	42	0
0071 ANACORTES 9 00	264	195	22	1
0072 ANACORTES 11 00	466	244	20	1
0073 ANACORTES 17 00	631	277	39	0
0074 ANACORTES 20 00	483	314	24	0
0075 ANACORTES 21 00	581	388	32	0
0076 ANACORTES 22 00	344	277	24	0
0077 ANACORTES 24 00	621	429	26	0
0078 MOUNT VERNON 1 00	186	122	28	0
0079 MOUNT VERNON 2 00	178	89	17	0
0080 MOUNT VERNON 3 00	362	211	27	0
0081 MOUNT VERNON 4 00	461	291	23	0
0082 MOUNT VERNON 5 00	26	28	3	0
0083 MOUNT VERNON 6 00	336	114	25	3
0084 MOUNT VERNON 7 00	395	156	17	0
0085 MOUNT VERNON 8 00	496	289	24	0
0086 MOUNT VERNON 9 00	260	102	7	0
0087 MOUNT VERNON 10 00	228	156	23	0
0088 MOUNT VERNON 11 00	274	149	14	3
0089 MOUNT VERNON 12 00	201	128	16	0
0090 MOUNT VERNON 14 00	458	264	19	2
0091 MOUNT VERNON 15 00	292	130	20	0
0092 MOUNT VERNON 16 00	479	314	25	0
0093 MOUNT VERNON 19 00	357	238	23	2
0094 MOUNT VERNON 21 01	495	294	30	2
0095 MOUNT VERNON 22 01	317	211	24	0
0096 MOUNT VERNON 26 00	0	0	0	0
0097 MOUNT VERNON 27 00	51	40	3	0
0098 MOUNT VERNON 28 00	91	50	5	0
0099 SEDRO WOOLLEY 1 00	284	181	15	0
0100 SEDRO WOOLLEY 2 00	339	250	19	2
0101 SEDRO WOOLLEY 3 00	261	165	24	0
0102 SEDRO WOOLLEY 4 00	367	225	33	0
0103 SEDRO WOOLLEY 5 00	369	185	20	0
0104 SEDRO WOOLLEY 6 00	321	190	19	0
0105 SEDRO-WOOLLEY 7 00	0	0	0	0
0106 BURLINGTON 1 00	195	110	14	0
0107 BURLINGTON 2 00	215	114	9	0
0108 BURLINGTON 3 00	107	53	11	0
0109 BURLINGTON 4 00	195	117	18	2
0110 BURLINGTON 5 00	283	209	17	0



200411170150  
Skagit County Auditor

STATE AUDITOR

Vote For 1

01 - Brian Sonntag (D)

02 - Will Baker (R)

VOTES PERCENT

29,033 59.82  
17,607 36.28

03 - Jason G. Bush (L)  
04 - WRITE-IN

VOTES PERCENT

1,855 3.82  
36 .07

(CONTINUED FROM PREVIOUS PAGE)

	01	02	03	04
0111 BURLINGTON 6 00	188	124	18	0
0112 BURLINGTON 7 01	120	81	6	0
0113 CONCRETE 00	157	108	12	0
0114 HAMILTON 00	80	34	8	1
0115 LA CONNER 00	367	130	26	0
0116 LYMAN 00	68	63	6	0



200411170150

Skagit County Auditor

ATTORNEY GENERAL

Vote For 1

- 01 = Deborah Senn (D)
- 02 = Rob McKenna (R)
- 03 = J. Bradley Gibson (L)

VOTES PERCENT

VOTES PERCENT

20,310 40.87  
27,594 55.53  
968 1.95

04 = Paul Richmond (G) 799 1.61  
05 = WRITE-IN 21 .04

	01	02	03	04	05
0001 ALDER	137	187	12	6	0
0002 ALGER	125	139	8	7	0
0003 ALLEN	55	189	5	3	0
0004 DUNBAR 00	82	95	4	3	0
0005 AVON 01	208	300	12	6	1
0006 SAUK 01	235	266	12	9	1
0007 BAY VIEW 03	165	237	7	6	0
0008 BELFAST 00	115	185	5	3	0
0009 BIG LAKE 01	267	450	12	9	0
0010 BIRDSVIEW 01	185	292	15	7	1
0011 BOW 02	254	363	14	15	0
0012 CASCADE 01	79	52	2	8	0
0013 CEDARDALE 00	143	193	4	6	0
0014 CLEAR LAKE 01	227	293	16	12	0
0015 COUNTRY CLUB 00	56	193	4	2	0
0016 CONWAY 02	116	115	4	4	0
0017 DEWEY 01	378	554	12	15	0
0018 DIGBY 01	14	37	2	1	0
0019 DODGE VALLEY 01	106	101	3	6	1
0020 EDISON 01	119	214	6	9	0
0021 FIR 01	124	136	3	1	0
0022 FRUITDALE 00	336	411	19	13	1
0023 GEAR 00	189	425	11	6	0
0024 GUENES 01	293	179	19	26	0
0025 HAMBURG 01	103	133	3	5	0
0026 HARMONY 01	147	231	6	1	0
0027 LAKE SIXTEEN 01	100	185	3	4	0
0028 LOOKOUT 04	246	366	17	8	0
0029 MANSFORD 01	60	47	6	1	0
0030 MAPES 00	98	134	8	2	0
0031 MARCH POINT 03	14	16	0	0	0
0032 McMURRAY WEST 01	150	154	7	5	0
0033 McRAE 01	189	329	12	8	0
0034 McMURRAY EAST 01	48	66	3	0	0
0035 MINKLER 01	140	168	8	0	0
0036 MONTBORNE 01	164	308	12	3	0
0037 NOOKACHAMPS 01	138	177	8	8	0
0038 SKYRIDGE 01	209	394	8	3	0
0039 PRAIRIE 02	150	226	11	9	0
0040 POINT WILLIAMS 00	169	261	4	5	0
0041 RIDGEWAY 03	119	244	3	5	0
0042 ROCKPORT 01	260	225	14	20	0
0043 SHELTER BAY 00	229	425	8	8	0
0044 SNEE OOSH 01	228	243	14	12	0
0045 STERLING 01	131	192	2	2	0
0046 SWINOMISH 00	409	303	8	5	1
0047 TINGLEY 01	125	185	6	7	0
0048 VAN FLEET 02	280	413	16	10	1
0049 VEDERE 01	157	253	7	1	1
0050 WHITNEY 01	71	123	3	0	0
0051 ROSARIO 01	293	427	12	9	0
0052 TERRACE 01	261	566	9	4	0
0053 STARBIRD 00	131	326	8	8	0
0054 COUNTY 01	0	0	0	0	0



200411170150

Skagit County Auditor

ATTORNEY GENERAL

VOTES PERCENT

VOTES PERCENT

Vote For 1

- 01 = Deborah Senn (D)
- 02 = Rob McKenna (R)
- 03 = J. Bradley Gibson (L)

20,310 40.87  
27,594 55.53  
968 1.95

- 04 = Paul Richmond (G)
- 05 = WRITE-IN

799 1.61  
21 .04

(CONTINUED FROM PREVIOUS PAGE)

	01	02	03	04	05
0055 FIDALGO 01	244	381	14	10	0
0056 GAGES 00	68	90	1	4	0
0057 SAMISH 00	162	199	12	5	0
0058 COLLINS 00	42	43	1	0	0
0059 BLANCHARD 01	251	251	7	13	0
0060 VIEW TERRACE 00	5	2	0	0	0
0061 LAKE CAVANAUGH 01	40	91	2	1	0
0062 LITTLE MOUNTAIN 01	86	148	1	1	0
0063 RIVERBEND 00	11	21	0	1	0
0064 PADILLA 01	57	71	0	1	0
0065 FREDONIA 01	51	68	0	2	0
0066 ANACORTES 1 00	218	213	9	13	0
0067 ANACORTES 4 00 00	228	182	12	14	1
0068 ANACORTES 5 00	11	11	0	1	0
0069 ANACORTES 6 00	213	316	8	7	0
0070 ANACORTES 7 00	427	540	18	21	0
0071 ANACORTES 9 00	179	313	7	3	1
0072 ANACORTES 11 00	346	384	8	9	0
0073 ANACORTES 17 00	490	424	20	27	0
0074 ANACORTES 20 00	319	487	19	11	0
0075 ANACORTES 21 00	393	603	21	9	0
0076 ANACORTES 22 00	242	398	13	7	0
0077 ANACORTES 24 00	417	648	14	5	0
0078 MOUNT VERNON 1 00	159	171	11	13	0
0079 MOUNT VERNON 2 00	125	140	12	7	2
0080 MOUNT VERNON 3 00	267	322	21	9	0
0081 MOUNT VERNON 4 00	326	450	14	14	0
0082 MOUNT VERNON 5 00	19	35	0	3	0
0083 MOUNT VERNON 6 00	263	201	9	16	0
0084 MOUNT VERNON 7 00	276	299	11	11	0
0085 MOUNT VERNON 8 00	346	445	15	16	0
0086 MOUNT VERNON 9 00	178	192	4	8	0
0087 MOUNT VERNON 10 00	175	211	14	7	0
0088 MOUNT VERNON 11 00	170	268	9	3	0
0089 MOUNT VERNON 12 00	152	183	9	9	0
0090 MOUNT VERNON 14 00	359	387	5	12	1
0091 MOUNT VERNON 15 00	204	232	10	10	0
0092 MOUNT VERNON 16 00	297	522	10	11	0
0093 MOUNT VERNON 19 00	225	393	13	10	2
0094 MOUNT VERNON 21 01	344	464	14	13	3
0095 MOUNT VERNON 22 01	193	363	8	5	0
0096 MOUNT VERNON 26 00	0	0	0	0	0
0097 MOUNT VERNON 27 00	23	70	2	0	0
0098 MOUNT VERNON 28 00	78	62	3	4	0
0099 SEDRO WOOLLEY 1 00	196	273	9	7	0
0100 SEDRO WOOLLEY 2 00	217	384	10	8	0
0101 SEDRO WOOLLEY 3 00	213	235	12	6	0
0102 SEDRO WOOLLEY 4 00	275	341	14	14	1
0103 SEDRO WOOLLEY 5 00	271	285	13	6	0
0104 SEDRO WOOLLEY 6 00	230	292	17	6	0
0105 SEDRO-WOOLLEY 7 00	0	0	0	0	0
0106 BURLINGTON 1 00	127	187	7	5	0
0107 BURLINGTON 2 00	150	188	4	1	0
0108 BURLINGTON 3 00	74	85	5	5	0



200411170150  
Skagit County Auditor



ATTORNEY GENERAL

VOTES PERCENT

VOTES PERCENT

Vote For 1

- 01 = Deborah Senn (D)
- 02 = Rob McKenna (R)
- 03 = J. Bradley Gibson (L)

20,310 40.87  
27,594 55.53  
968 1.95

- 04 = Paul Richmond (G)
- 05 = WRITE-IN

799 1.61  
21 .04

(CONTINUED FROM PREVIOUS PAGE)

	01	02	03	04	05
0109 BURLINGTON 4 00	126	191	11	10	0
0110 BURLINGTON 5 00	198	302	10	8	0
0111 BURLINGTON 6 00	152	171	7	5	0
0112 BURLINGTON 7 01	77	125	6	3	0
0113 CONCRETE 00	116	147	8	8	1
0114 HAMILTON 00	53	61	7	1	0
0115 LA CONNER 00	275	225	10	20	1
0116 LYMAN 00	54	82	0	4	0



200411170150  
Skagit County Auditor

COMMISSIONER OF PUBLIC LANDS

VOTES PERCENT

VOTES PERCENT

Vote For 1

- 01 = Mike Cooper (D)
- 02 = Doug Sutherland (R)

20,864 42.95 03 = Steve Layman (L)  
26,028 53.59 04 = WRITE-IN

1,662 3.42  
19 .04

	01	02	03	04
0001 ALDER	125	201	15	0
0002 ALGER	119	145	11	0
0003 ALLEN	59	172	11	0
0004 DUNBAR 00	84	86	7	0
0005 AVON 01	219	279	17	1
0006 SAUK 01	243	252	16	2
0007 BAY VIEW 03	177	218	14	0
0008 BELFAST 00	105	187	10	0
0009 BIG LAKE 01	278	424	22	0
0010 BIRDSVIEW 01	190	279	23	1
0011 BOW 02	261	346	29	0
0012 CASCADE 01	76	56	10	0
0013 CEDARDALE 00	128	193	14	0
0014 CLEAR LAKE 01	227	280	23	0
0015 COUNTRY CLUB 00	61	176	6	0
0016 CONWAY 02	106	124	4	0
0017 DEWEY 01	384	512	32	0
0018 DIGBY 01	14	34	3	0
0019 DODGE VALLEY 01	101	108	8	0
0020 EDISON 01	135	196	13	0
0021 FIR 01	125	132	6	0
0022 FRUITDALE 00	340	394	27	0
0023 GEAR 00	192	413	18	0
0024 GUEMES 01	306	175	29	0
0025 HAMBURG 01	107	122	5	0
0026 HARMONY 01	148	221	5	0
0027 LAKE SIXTEEN 01	107	173	4	0
0028 LOOKOUT 04	240	363	27	1
0029 MANSFORD 01	56	54	4	0
0030 MAPES 00	104	119	9	0
0031 MARCH POINT 03	15	15	0	0
0032 McMURRAY WEST 01	153	148	10	0
0033 McRAE 01	194	308	23	0
0034 McMURRAY EAST 01	48	66	4	0
0035 MINKLER 01	131	175	10	0
0036 MONTBORNE 01	183	281	14	0
0037 NOOKACHAMPS 01	135	175	8	0
0038 SKYRIDGE 01	199	378	12	0
0039 PRAIRIE 02	153	226	11	0
0040 POINT WILLIAMS 00	182	241	5	0
0041 RIDGEWAY 03	127	231	10	0
0042 ROCKPORT 01	261	225	28	0
0043 SHELTER BAY 00	229	410	17	0
0044 SNEE OOSH 01	226	223	26	1
0045 STERLING 01	117	195	6	0
0046 SWINOMISH 00	385	302	23	0
0047 TINGLEY 01	125	180	12	0
0048 VAN FLEET 02	288	393	20	2
0049 VEDERE 01	144	256	13	1
0050 WHITNEY 01	66	125	2	0
0051 ROSARIO 01	307	394	20	0
0052 TERRACE 01	262	548	14	0
0053 STARBIRD 00	137	307	16	0
0054 COUNTY 01	0	0	0	0
0055 FIDALGO 01	263	356	20	0



200411170150

Skagit County Auditor

COMMISSIONER OF PUBLIC LANDS

VOTES PERCENT

VOTES PERCENT

Vote For 1

01 = Mike Cooper (D)

20,864 42.95

03 = Steve Layman (L)

1,662 3.42

02 = Doug Sutherland (R)

26,028 53.59

04 = WRITE-IN

19 .04

(CONTINUED FROM PREVIOUS PAGE)

	01	02	03	04
0056 GAGES 00	69	81	4	0
0057 SAMISH 00	157	200	14	0
0058 COLLINS 00	38	41	4	0
0059 BLANCHARD 01	271	218	25	0
0060 VIEW TERRACE 00	8	0	0	0
0061 LAKE CAVANAUGH 01	48	81	3	0
0062 LITTLE MOUNTAIN 01	77	151	7	0
0063 RIVERBEND 00	8	23	1	0
0064 PADILLA 01	56	68	2	0
0065 FREDONIA 01	49	66	3	0
0066 ANACORTES 1 00	228	199	16	0
0067 ANACORTES 4 00 00	225	181	29	0
0068 ANACORTES 5 00	7	14	2	0
0069 ANACORTES 6 00	227	280	10	0
0070 ANACORTES 7 00	449	504	34	0
0071 ANACORTES 9 00	166	295	17	1
0072 ANACORTES 11 00	342	371	15	0
0073 ANACORTES 17 00	506	398	39	0
0074 ANACORTES 20 00	338	443	37	0
0075 ANACORTES 21 00	427	543	25	0
0076 ANACORTES 22 00	249	368	30	0
0077 ANACORTES 24 00	433	599	27	0
0078 MOUNT VERNON 1 00	157	156	26	0
0079 MOUNT VERNON 2 00	143	119	17	0
0080 MOUNT VERNON 3 00	287	286	26	0
0081 MOUNT VERNON 4 00	336	416	22	0
0082 MOUNT VERNON 5 00	16	37	2	0
0083 MOUNT VERNON 6 00	281	180	21	1
0084 MOUNT VERNON 7 00	293	260	23	0
0085 MOUNT VERNON 8 00	377	403	16	0
0086 MOUNT VERNON 9 00	183	176	13	0
0087 MOUNT VERNON 10 00	190	197	19	0
0088 MOUNT VERNON 11 00	164	254	14	0
0089 MOUNT VERNON 12 00	156	177	8	0
0090 MOUNT VERNON 14 00	364	355	25	0
0091 MOUNT VERNON 15 00	223	204	17	0
0092 MOUNT VERNON 16 00	317	484	18	0
0093 MOUNT VERNON 19 00	239	361	30	2
0094 MOUNT VERNON 21 01	367	431	21	2
0095 MOUNT VERNON 22 01	203	330	15	0
0096 MOUNT VERNON 26 00	0	0	0	0
0097 MOUNT VERNON 27 00	24	69	3	0
0098 MOUNT VERNON 28 00	80	59	6	0
0099 SEDRO WOOLLEY 1 00	212	254	14	0
0100 SEDRO WOOLLEY 2 00	239	360	8	0
0101 SEDRO WOOLLEY 3 00	209	229	19	0
0102 SEDRO WOOLLEY 4 00	298	309	21	1
0103 SEDRO WOOLLEY 5 00	265	275	26	0
0104 SEDRO WOOLLEY 6 00	247	269	22	0
0105 SEDRO WOOLLEY 7 00	0	0	0	0
0106 BURLINGTON 1 00	155	153	11	0
0107 BURLINGTON 2 00	151	174	9	0
0108 BURLINGTON 3 00	85	77	9	0
0109 BURLINGTON 4 00	133	188	14	0
0110 BURLINGTON 5 00	209	285	9	0



200411170150  
Skagit County Auditor

COMMISSIONER OF PUBLIC LANDS

VOTES PERCENT

VOTES PERCENT

Vote For 1

01 = Mike Cooper (D)

20,864 42.95

03 = Steve Layman (L)

1,662 3.42

02 = Doug Sutherland (R)

26,028 53.59

04 = WRITE-IN

19 .04

(CONTINUED FROM PREVIOUS PAGE)

01 02 03 04

0111 BURLINGTON 6 00	145	166	12	1
0112 BURLINGTON 7 01	77	121	8	0
0113 CONCRETE 00	114	154	11	0
0114 HAMILTON 00	65	51	6	2
0115 LA CONNER 00	285	209	26	0
0116 LYMAN 00	50	84	5	0



200411170150  
Skagit County Auditor

SUPERINTENDENT OF PUBLIC INSTRUCTION

VOTES PERCENT

VOTES PERCENT

Vote For 1

- 01 = Teresa Bergeson
- 02 = Judith Billings

24,452 56.01  
19,024 43.58

03 = WRITE-IN

182 .42

	01	02	03
0001 ALDER	163	135	1
0002 ALGER	127	112	0
0003 ALLEN	115	97	0
0004 DUNBAR 00	95	66	2
0005 AVON 01	271	185	1
0006 SAUK 01	273	196	4
0007 BAY VIEW 03	216	152	1
0008 BELFAST 00	167	102	1
0009 BIG LAKE 01	342	296	1
0010 BIRDSVIEW 01	239	205	3
0011 BOW 02	280	278	0
0012 CASCADE 01	80	41	0
0013 CEDARDALE 00	171	144	2
0014 CLEAR LAKE 01	259	199	1
0015 COUNTRY CLUB 00	141	87	1
0016 CONWAY 02	116	85	3
0017 DEWEY 01	480	352	6
0018 DIGBY 01	27	19	0
0019 DODGE VALLEY 01	113	95	0
0020 EDISON 01	154	132	1
0021 FIR 01	135	110	2
0022 FRUITDALE 00	382	307	6
0023 GEAR 00	303	253	0
0024 GUMES 01	225	220	1
0025 HAMBURG 01	99	127	0
0026 HARMONY 01	195	152	2
0027 LAKE SIXTEEN 01	135	112	0
0028 LOOKOUT 04	304	250	4
0029 MANSFORD 01	49	53	0
0030 MAPES 00	112	101	1
0031 MARCH POINT 03	18	8	1
0032 McMURRAY WEST 01	164	113	1
0033 McRAE 01	240	224	2
0034 McMURRAY EAST 01	50	50	0
0035 MINKLER 01	150	128	3
0036 MONTBORNE 01	226	191	1
0037 NOOKACHAMPS 01	142	153	0
0038 SKYRIDGE 01	276	255	2
0039 PRAIRIE 02	169	176	2
0040 POINT WILLIAMS 00	196	192	0
0041 RIDGEWAY 03	192	149	0
0042 ROCKPORT 01	230	212	4
0043 SHELTER BAY 00	356	223	2
0044 SNEE OOSH 01	232	195	1
0045 STERLING 01	162	131	0
0046 SWINOMISH 00	342	288	0
0047 TINGLEY 01	154	116	4
0048 VAN FLEET 02	383	258	2
0049 VEDERE 01	215	152	2
0050 WHITNEY 01	93	85	1
0051 ROSARIO 01	378	254	2
0052 TERRACE 01	396	343	2
0053 STARBIRD 00	238	165	1
0054 COUNTY 01	0	0	0
0055 FIDALGO 01	333	242	4



200411170150  
Skagit County Auditor

SUPERINTENDENT OF PUBLIC INSTRUCTION

VOTES PERCENT

VOTES PERCENT

Vote For 1

- 01 = Teresa Bergeson
- 02 = Judith Billings

24,452 56.01  
19,024 43.58

03 = WRITE-IN

182 .42

(CONTINUED FROM PREVIOUS PAGE)

	01	02	03
0056 GAGES 00	83	53	1
0057 SAMISH 00	165	160	2
0058 COLLINS 00	49	34	0
0059 BLANCHARD 01	224	224	1
0060 VIEW TERRACE 00	5	3	0
0061 LAKE CAVANAUGH 01	74	51	1
0062 LITTLE MOUNTAIN 01	114	97	0
0063 RIVERBEND 00	10	15	0
0064 PADILLA 01	55	59	0
0065 FREDONIA 01	63	47	0
0066 ANACORTES 1 00	237	160	2
0067 ANACORTES 4 00 00	216	175	1
0068 ANACORTES 5 00	6	16	0
0069 ANACORTES 6 00	271	181	2
0070 ANACORTES 7 00	549	323	5
0071 ANACORTES 9 00	273	159	2
0072 ANACORTES 11 00	380	270	3
0073 ANACORTES 17 00	476	371	4
0074 ANACORTES 20 00	441	277	5
0075 ANACORTES 21 00	496	366	2
0076 ANACORTES 22 00	325	238	0
0077 ANACORTES 24 00	580	343	2
0078 MOUNT VERNON 1 00	179	120	1
0079 MOUNT VERNON 2 00	126	126	1
0080 MOUNT VERNON 3 00	293	244	2
0081 MOUNT VERNON 4 00	392	316	1
0082 MOUNT VERNON 5 00	29	23	0
0083 MOUNT VERNON 6 00	243	201	3
0084 MOUNT VERNON 7 00	266	250	1
0085 MOUNT VERNON 8 00	393	335	1
0086 MOUNT VERNON 9 00	193	152	1
0087 MOUNT VERNON 10 00	217	141	7
0088 MOUNT VERNON 11 00	198	193	2
0089 MOUNT VERNON 12 00	186	132	0
0090 MOUNT VERNON 14 00	412	268	1
0091 MOUNT VERNON 15 00	237	172	1
0092 MOUNT VERNON 16 00	399	345	2
0093 MOUNT VERNON 19 00	314	253	5
0094 MOUNT VERNON 21 01	401	333	2
0095 MOUNT VERNON 22 01	293	214	4
0096 MOUNT VERNON 26 00	0	0	0
0097 MOUNT VERNON 27 00	53	27	0
0098 MOUNT VERNON 28 00	67	62	1
0099 SEDRO WOOLLEY 1 00	257	178	3
0100 SEDRO WOOLLEY 2 00	296	256	2
0101 SEDRO WOOLLEY 3 00	259	159	1
0102 SEDRO WOOLLEY 4 00	333	249	2
0103 SEDRO WOOLLEY 5 00	285	231	1
0104 SEDRO WOOLLEY 6 00	266	210	6
0105 SEDRO WOOLLEY 7 00	0	0	0
0106 BURLINGTON 1 00	153	131	1
0107 BURLINGTON 2 00	177	123	4
0108 BURLINGTON 3 00	80	70	0
0109 BURLINGTON 4 00	166	128	3
0110 BURLINGTON 5 00	248	216	1



200411170150  
Skagit County Auditor

SUPERINTENDENT OF PUBLIC INSTRUCTION

VOTES PERCENT

VOTES PERCENT

Vote For 1

- 01 - Teresa Bergeson
- 02 - Judith Billings

24,452 56.01  
19,024 43.58

03 - WRITE-IN

182 .42

(CONTINUED FROM PREVIOUS PAGE)

	01	02	03
0111 BURLINGTON 6 00	174	119	0
0112 BURLINGTON 7 01	101	96	0
0113 CONCRETE 00	143	104	1
0114 HAMILTON 00	74	33	3
0115 LA CONNER 00	278	183	4
0116 LYMAN 00	76	43	0



200411170150

Skagit County Auditor

NUMBERED KEY CANVASS

SKAGIT COUNTY, WA  
NOVEMBER 2, 2004  
GENERAL ELECTION

Official

RUN DATE:11/17/04 10:13 AM

REPORT-EL52 PAGE 0052

INSURANCE COMMISSIONER

Vote For 1

- 01 = Mike Kreidler (D)
- 02 = John Adams (R)

VOTES PERCENT

VOTES PERCENT

24,066 50.77 03 = Stephen D. Steele (L)  
21,174 44.67 04 = WRITE-IN

2,118 4.47  
40 .08

	01	02	03	04
0001 ALDER	147	161	22	0
0002 ALGER	128	120	16	0
0003 ALLEN	83	141	12	0
0004 DUNBAR 00	91	73	9	0
0005 AVON 01	251	238	14	2
0006 SAUK 01	254	219	27	2
0007 BAY VIEW 03	221	160	14	2
0008 BELFAST 00	140	147	14	0
0009 BIG LAKE 01	332	344	30	0
0010 BIRDSVIEW 01	228	231	21	1
0011 BOW 02	306	280	29	0
0012 CASCADE 01	85	41	10	0
0013 CEDARDALE 00	165	150	14	0
0014 CLEAR LAKE 01	260	220	39	1
0015 COUNTRY CLUB 00	97	136	8	0
0016 CONWAY 02	123	100	3	0
0017 DEWEY 01	459	416	35	0
0018 DIGBY 01	21	29	2	0
0019 DODGE VALLEY 01	133	73	7	0
0020 EDISON 01	163	152	16	0
0021 FIR 01	145	103	8	0
0022 FRUITDALE 00	396	335	21	0
0023 GEAR 00	237	342	20	0
0024 GUEMES 01	318	143	39	0
0025 HAMBURG 01	124	95	9	0
0026 HARMONY 01	188	162	8	1
0027 LAKE SIXTEEN 01	129	134	9	0
0028 LOOKOUT 04	282	292	42	1
0029 MANSFORD 01	63	36	11	0
0030 MAPES 00	106	105	16	0
0031 MARCH POINT 03	21	8	1	0
0032 McMURRAY WEST 01	167	116	20	0
0033 McRAE 01	219	265	29	0
0034 McMURRAY EAST 01	66	43	5	0
0035 MINKLER 01	149	136	15	0
0036 MONTBORNE 01	216	235	22	0
0037 NOOKACHAMPS 01	169	138	7	0
0038 SKYRIDGE 01	279	285	14	0
0039 PRAIRIE 02	174	184	17	0
0040 POINT WILLIAMS 00	214	186	10	0
0041 RIDGEWAY 03	167	175	17	0
0042 ROCKPORT 01	271	189	35	1
0043 SHELTER BAY 00	307	318	21	0
0044 SNEE OOSH 01	268	176	28	0
0045 STERLING 01	148	137	20	0
0046 SWINOMISH 00	429	236	28	0
0047 TINGLEY 01	137	152	14	1
0048 VAN FLEET 02	329	332	30	1
0049 VEDERE 01	195	190	16	1
0050 WHITNEY 01	92	89	5	0
0051 ROSARIO 01	369	297	28	0
0052 TERRACE 01	351	436	20	0
0053 STARBIRD 00	181	246	20	1
0054 COUNTY 01	0	0	0	0
0055 FIDALGO 01	294	294	26	2



200411170150  
Skagit County Auditor



INSURANCE COMMISSIONER

VOTES PERCENT

VOTES PERCENT

Vote For 1

01 = Mike Kreidler (D)  
02 = John Adams (R)

24,066 50.77  
21,174 44.67

03 = Stephen D. Steele (L)  
04 = WRITE-IN

2,118 4.47  
40 .08

(CONTINUED FROM PREVIOUS PAGE)

	01	02	03	04
0056 GAGES 00	79	64	7	0
0057 SAMISH 00	185	156	17	0
0058 COLLINS 00	46	31	5	0
0059 BLANCHARD 01	282	182	27	0
0060 VIEW TERRACE 00	7	1	0	0
0061 LAKE CAVANAUGH 01	52	73	4	0
0062 LITTLE MOUNTAIN 01	109	115	5	0
0063 RIVERBEND 00	9	21	3	0
0064 PADILLA 01	76	44	2	0
0065 FREDONIA 01	59	53	3	0
0066 ANACORTES 1 00	245	169	20	0
0067 ANACORTES 4 00 00	224	166	39	0
0068 ANACORTES 5 00	10	12	1	0
0069 ANACORTES 6 00	248	242	18	0
0070 ANACORTES 7 00	497	417	45	1
0071 ANACORTES 9 00	201	244	22	2
0072 ANACORTES 11 00	395	289	24	0
0073 ANACORTES 17 00	519	349	47	1
0074 ANACORTES 20 00	396	362	36	2
0075 ANACORTES 21 00	454	461	46	0
0076 ANACORTES 22 00	268	329	27	1
0077 ANACORTES 24 00	504	507	33	0
0078 MOUNT VERNON 1 00	160	149	24	0
0079 MOUNT VERNON 2 00	161	108	12	0
0080 MOUNT VERNON 3 00	313	247	27	0
0081 MOUNT VERNON 4 00	381	358	21	0
0082 MOUNT VERNON 5 00	21	28	6	1
0083 MOUNT VERNON 6 00	309	135	30	0
0084 MOUNT VERNON 7 00	341	188	26	0
0085 MOUNT VERNON 8 00	420	341	18	0
0086 MOUNT VERNON 9 00	218	135	12	0
0087 MOUNT VERNON 10 00	199	174	22	1
0088 MOUNT VERNON 11 00	214	188	19	0
0089 MOUNT VERNON 12 00	185	132	17	0
0090 MOUNT VERNON 14 00	395	309	23	2
0091 MOUNT VERNON 15 00	259	158	21	0
0092 MOUNT VERNON 16 00	402	372	31	0
0093 MOUNT VERNON 19 00	290	298	24	2
0094 MOUNT VERNON 21 01	410	349	32	2
0095 MOUNT VERNON 22 01	260	265	17	1
0096 MOUNT VERNON 26 00	0	0	0	0
0097 MOUNT VERNON 27 00	34	57	2	0
0098 MOUNT VERNON 28 00	79	53	12	0
0099 SEDRO WOOLLEY 1 00	223	224	18	1
0100 SEDRO WOOLLEY 2 00	279	306	18	2
0101 SEDRO WOOLLEY 3 00	238	192	19	1
0102 SEDRO WOOLLEY 4 00	322	265	30	1
0103 SEDRO WOOLLEY 5 00	307	217	29	0
0104 SEDRO WOOLLEY 6 00	263	226	27	0
0105 SEDRO-WOOLLEY 7 00	0	0	0	0
0106 BURLINGTON 1 00	157	137	20	0
0107 BURLINGTON 2 00	170	141	13	2
0108 BURLINGTON 3 00	85	71	12	0
0109 BURLINGTON 4 00	158	142	27	0
0110 BURLINGTON 5 00	243	225	25	0



200411170150

Skagit County Auditor

INSURANCE COMMISSIONER

Vote For 1

01 = Mike Kreidler (D)  
02 = John Adams (R)

VOTES PERCENT

24,066 50.77  
21,174 44.67

03 = Stephen D. Steele (L)  
04 = WRITE-IN

VOTES PERCENT

2,118 4.47  
40 .08

(CONTINUED FROM PREVIOUS PAGE)

	01	02	03	04
0111 BURLINGTON 6 00	153	146	19	0
0112 BURLINGTON 7 01	95	99	11	0
0113 CONCRETE 00	134	127	10	0
0114 HAMILTON 00	65	50	7	0
0115 LA CONNER 00	312	167	24	0
0116 LYMAN 00	59	67	9	0



200411170150  
Skagit County Auditor

STATE SENATOR DIST 10

VOTES PERCENT

VOTES PERCENT

Vote For 1

01 = Mary Margaret Haugen (D)  
02 = April Lynne Axthelm (R)

5,137 47.90  
5,353 49.92

03 = Brett Wilhelm (L)  
04 = WRITE-IN

232 2.16  
2 .02

	01	02	03	04
0005 AVON 01	249	266	9	1
0013 CEDARDALE 00	146	193	10	0
0015 COUNTRY CLUB 00	91	156	4	0
0016 CONWAY 02	136	104	2	0
0017 DEWEY 01	480	438	30	0
0019 DODGE VALLEY 01	141	75	6	0
0021 FIR 01	164	91	4	0
0023 GEAR 00	234	373	14	0
0026 HARMONY 01	197	185	6	0
0027 LAKE SIXTEEN 01	135	148	6	0
0032 McMURRAY WEST 01	158	138	12	0
0034 McMURRAY EAST 01	59	53	3	0
0041 RIDGEWAY 03	168	206	6	0
0043 SHELTER BAY 00	309	348	9	0
0044 SNEE OOSH 01	274	203	17	0
0046 SWINOMISH 00	296	413	11	0
0049 VEDERE 01	194	220	12	1
0050 WHITNEY 01	111	84	4	0
0051 ROSARIO 01	385	339	15	0
0052 TERRACE 01	366	475	12	0
0053 STARBIRD 00	189	269	15	0
0062 LITTLE MOUNTAIN 01	109	128	1	0
0065 FREDONIA 01	54	62	2	0
0068 ANACORTES 5 00	7	15	1	0
0082 MOUNT VERNON 5 00	19	36	2	0
0096 MOUNT VERNON 26 00	0	0	0	0
0097 MOUNT VERNON 27 00	35	60	0	0
0112 BURLINGTON 7 01	95	108	3	0
0115 LA CONNER 00	336	167	16	0



200411170150

Skagit County Auditor

STATE SENATOR DIST 39

VOTES PERCENT

VOTES PERCENT

Vote For 1

01 - Susanne Olson (D)

5,185 48.63

02 - Val Stevens (R)

5,456 51.17

03 = WRITE-IN

21 .20

01 02 03

	01	02	03
0001 ALDER	148	178	1
0006 SAUK 01	265	241	3
0009 BIG LAKE 01	304	403	0
0010 BIRDSVIEW 01	228	252	3
0012 CASCADE 01	93	47	0
0014 CLEAR LAKE 01	248	270	0
0022 FRUITDALE 00	358	375	1
0025 HAMBURG 01	120	112	0
0029 MANSFORD 01	62	50	0
0035 MINKLER 01	150	155	1
0036 MONTBORNE 01	191	275	0
0037 NOOKACHAMPS 01	162	157	0
0039 PRAIRIE 02	175	205	0
0042 ROCKPORT 01	289	212	1
0047 TINGLEY 01	136	166	0
0048 VAN FLEET 02	315	368	2
0058 COLLINS 00	42	37	0
0061 LAKE CAVANAUGH 01	37	91	0
0099 SEDRO WOOLLEY 1 00	218	245	1
0100 SEDRO WOOLLEY 2 00	261	340	2
0101 SEDRO WOOLLEY 3 00	224	207	1
0102 SEDRO WOOLLEY 4 00	323	297	0
0103 SEDRO WOOLLEY 5 00	305	250	2
0104 SEDRO WOOLLEY 6 00	253	271	3
0113 CONCRETE 00	146	129	0
0114 HAMILTON 00	70	50	0
0116 LYMAN 00	62	73	0



200411170150  
Skagit County Auditor

STATE SENATOR DIST 40

Vote For 1

- 01 = Harriet A. Spanel (D)
- 02 = Gerald Baron (R)

VOTES PERCENT

VOTES PERCENT

15,430 56.50  
11,836 43.34

03 = WRITE-IN

45 .16

	01	02	03
0002 ALGER	152	123	0
0003 ALLEN	93	157	2
0004 DUNBAR 00	110	67	0
0007 BAY VIEW 03	214	198	0
0008 BELFAST 00	149	158	1
0011 BOW 02	355	292	1
0018 DIGBY 01	33	19	0
0020 EDISON 01	179	156	2
0024 GUEMES 01	359	152	0
0028 LOOKOUT 04	323	301	1
0030 MAPES 00	121	114	1
0031 MARCH POINT 03	17	13	0
0033 McRAE 01	245	276	1
0038 SKYRIDGE 01	313	292	1
0040 POINT WILLIAMS 00	245	201	0
0045 STERLING 01	168	151	1
0054 COUNTY 01	0	0	0
0055 FIDALGO 01	343	310	1
0056 GAGES 00	92	61	0
0057 SAMISH 00	211	150	0
0059 BLANCHARD 01	314	196	0
0060 VIEW TERRACE 00	7	1	0
0063 RIVERBEND 00	9	21	0
0064 PADILLA 01	74	56	0
0066 ANACORTES 1 00	293	148	0
0067 ANACORTES 4 00 00	268	170	0
0069 ANACORTES 6 00	287	247	0
0070 ANACORTES 7 00	570	410	1
0071 ANACORTES 9 00	232	258	1
0072 ANACORTES 11 00	447	285	0
0073 ANACORTES 17 00	614	340	1
0074 ANACORTES 20 00	437	386	3
0075 ANACORTES 21 00	494	498	1
0076 ANACORTES 22 00	324	317	1
0077 ANACORTES 24 00	534	524	1
0078 MOUNT VERNON 1 00	206	136	2
0079 MOUNT VERNON 2 00	176	104	1
0080 MOUNT VERNON 3 00	368	236	0
0081 MOUNT VERNON 4 00	451	338	0
0083 MOUNT VERNON 6 00	346	139	2
0084 MOUNT VERNON 7 00	384	192	0
0085 MOUNT VERNON 8 00	474	334	1
0086 MOUNT VERNON 9 00	258	128	0
0087 MOUNT VERNON 10 00	244	162	1
0088 MOUNT VERNON 11 00	228	208	0
0089 MOUNT VERNON 12 00	210	137	0
0090 MOUNT VERNON 14 00	445	304	1
0091 MOUNT VERNON 15 00	294	158	1
0092 MOUNT VERNON 16 00	430	383	0
0093 MOUNT VERNON 19 00	325	304	3
0094 MOUNT VERNON 21 01	468	353	5
0095 MOUNT VERNON 22 01	283	280	2
0098 MOUNT VERNON 28 00	88	52	0
0105 SEDRO-WOOLLEY 7 00	0	0	0
0106 BURLINGTON 1 00	186	137	0



200411170150

Skagit County Auditor

NUMBERED KEY CANVASS

SKAGIT COUNTY, WA  
NOVEMBER 2, 2004  
GENERAL ELECTION

Official

RUN DATE:11/17/04 10:13 AM

REPORT-EL52 PAGE 0058

STATE SENATOR DIST 40

Vote For 1

01 = Harriet A. Spanel (D)  
02 = Gerald Baron (R)

VOTES PERCENT

VOTES PERCENT

15,430 56.50  
11,836 43.34 03 = WRITE-IN

45 .16

(CONTINUED FROM PREVIOUS PAGE)

01 02 03

	01	02	03
0107 BURLINGTON 2 00	206	132	3
0108 BURLINGTON 3 00	109	54	0
0109 BURLINGTON 4 00	165	154	2
0110 BURLINGTON 5 00	272	234	0
0111 BURLINGTON 6 00	188	129	0



200411170150

Skagit County Auditor

STATE REPRESENTATIVE DIST 10 POS 1

VOTES PERCENT

VOTES PERCENT

Vote For 1

- 01 = Nancy Conard (D)
- 02 = Chris Strow (R)

4,748 45.71  
5,338 51.39

- 03 = Tom Bronkema (L)
- 04 = WRITE-IN

300 2.89  
2 .02

-----  
01 02 03 04  
-----

0005 AVON 01	252	238	15	1
0013 CEDARDALE 00	155	169	12	0
0015 COUNTRY CLUB 00	73	164	7	0
0016 CONWAY 02	131	102	2	0
0017 DEWEY 01	435	457	33	0
0019 DODGE VALLEY 01	124	88	4	0
0021 FIR 01	137	109	8	0
0023 GEAR 00	209	381	13	0
0026 HARMONY 01	172	190	9	0
0027 LAKE SIXTEEN 01	113	158	8	1
0032 McMURRAY WEST 01	160	127	12	0
0034 McMURRAY EAST 01	62	52	5	0
0041 RIDGEWAY 03	149	198	13	0
0043 SHELTER BAY 00	247	389	13	0
0044 SNEE OOSH 01	248	206	25	0
0046 SWINOMISH 00	425	264	15	0
0049 VEDERE 01	181	211	12	0
0050 WHITNEY 01	84	108	4	0
0051 ROSARIO 01	337	359	17	0
0052 TERRACE 01	298	498	13	0
0053 STARBIRD 00	166	271	13	0
0062 LITTLE MOUNTAIN 01	88	141	4	0
0065 FREDONIA 01	48	63	2	0
0068 ANACORTES 5 00	8	13	2	0
0082 MOUNT VERNON 5 00	22	35	1	0
0096 MOUNT VERNON 26 00	0	0	0	0
0097 MOUNT VERNON 27 00	30	61	2	0
0112 BURLINGTON 7 01	87	109	7	0
0115 LA CONNER 00	307	177	29	0



200411170150

Skagit County Auditor

STATE REPRESENTATIVE DIST 10 POS 2

VOTES PERCENT

VOTES PERCENT

Vote For 1

01 = Mark L. Norton (D)  
02 = Barbara Bailey (R)

3,772 36.60  
6,210 60.26

03 = Lew Randall (L)  
04 = WRITE-IN

317 3.08  
6 .06

-----  
01 02 03 04  
-----

0005 AVON 01	185	299	17	1
0013 CEDARDALE 00	125	195	11	0
0015 COUNTRY CLUB 00	45	193	5	0
0016 CONWAY 02	99	129	4	0
0017 DEWEY 01	333	549	38	0
0019 DODGE VALLEY 01	99	111	6	0
0021 FIR 01	112	130	9	0
0023 GEAR 00	158	418	18	0
0026 HARMONY 01	140	218	7	0
0027 LAKE SIXTEEN 01	86	179	7	1
0032 McMURRAY WEST 01	126	158	13	0
0034 McMURRAY EAST 01	45	68	5	0
0041 RIDGEWAY 03	109	234	10	0
0043 SHELTER BAY 00	204	425	13	0
0044 SNEE OOSH 01	210	236	24	1
0046 SWINOMISH 00	370	313	15	1
0049 VEDERE 01	141	255	10	0
0050 WHITNEY 01	58	133	5	0
0051 ROSARIO 01	276	403	23	0
0052 TERRACE 01	225	579	12	0
0053 STARBIRD 00	122	305	21	1
0062 LITTLE MOUNTAIN 01	75	156	2	0
0065 FREDONIA 01	46	63	3	0
0068 ANACORTES 5 00	8	13	2	0
0082 MOUNT VERNON 5 00	21	33	3	0
0096 MOUNT VERNON 26 00	0	0	0	0
0097 MOUNT VERNON 27 00	22	68	2	0
0112 BURLINGTON 7 01	71	124	9	0
0115 LA CONNER 00	261	223	23	1



200411170150  
Skagit County Auditor



STATE REPRESENTATIVE DIST 39 POS 1

Vote For 1

01 = Joel Selling (D)

02 = Dan Kristiansen (R)

VOTES PERCENT

VOTES PERCENT

4,790 44.76

5,887 55.01

03 = WRITE-IN

25 .23

-----  
01 02 03  
-----

0001 ALDER	124	204	0
0006 SAUK 01	251	258	4
0009 BIG LAKE 01	286	423	1
0010 BIRDSVIEW 01	187	300	1
0012 CASCADE 01	78	60	0
0014 CLEAR LAKE 01	235	290	0
0022 FRUITDALE 00	341	392	1
0025 HAMBURG 01	110	124	0
0029 MANSFORD 01	57	52	0
0035 MINKLER 01	132	172	1
0036 MONTBORNE 01	179	294	2
0037 NOOKACHAMPS 01	142	175	1
0039 PRAIRIE 02	158	221	0
0042 ROCKPORT 01	272	228	1
0047 TINGLEY 01	122	180	0
0048 VAN FLEET 02	287	400	1
0058 COLLINS 00	42	39	0
0061 LAKE CAVANAUGH 01	36	91	0
0099 SEDRO WOOLLEY 1 00	211	251	2
0100 SEDRO WOOLLEY 2 00	237	363	3
0101 SEDRO WOOLLEY 3 00	211	226	2
0102 SEDRO WOOLLEY 4 00	311	313	2
0103 SEDRO WOOLLEY 5 00	291	266	0
0104 SEDRO WOOLLEY 6 00	239	288	3
0113 CONCRETE 00	134	141	0
0114 HAMILTON 00	65	55	0
0116 LYMAN 00	52	81	0



200411170150

Skagit County Auditor

STATE REPRESENTATIVE DIST 39 POS 2

Vote For 1

- 01 = Pedro Gonzales (D)
- 02 = Kirk Pearson (R)

VOTES PERCENT

VOTES PERCENT

4,563 42.48  
6,161 57.35

03 = WRITE-IN

18 .17

-----  
01 02 03  
-----

0001 ALDER	121	210	0
0006 SAUK 01	240	270	2
0009 BIG LAKE 01	292	416	1
0010 BIRDSVIEW 01	217	275	1
0012 CASCADE 01	79	58	0
0014 CLEAR LAKE 01	220	306	0
0022 FRUITDALE 00	312	427	0
0025 HAMBURG 01	109	126	0
0029 MANSFORD 01	57	55	0
0035 MINKLER 01	126	177	1
0036 MONTBORNE 01	175	293	1
0037 NOOKACHAMPS 01	138	181	0
0039 PRAIRIE 02	156	224	1
0042 ROCKPORT 01	269	236	0
0047 TINGLEY 01	130	169	0
0048 VAN FLEET 02	286	413	2
0058 COLLINS 00	33	49	0
0061 LAKE CAVANAUGH 01	41	86	0
0099 SEDRO WOOLLEY 1 00	184	279	1
0100 SEDRO WOOLLEY 2 00	211	393	1
0101 SEDRO WOOLLEY 3 00	201	244	1
0102 SEDRO WOOLLEY 4 00	266	358	0
0103 SEDRO WOOLLEY 5 00	251	307	0
0104 SEDRO WOOLLEY 6 00	219	313	3
0113 CONCRETE 00	129	145	1
0114 HAMILTON 00	55	63	1
0116 LYMAN 00	46	88	1



200411170150  
Skagit County Auditor

STATE REPRESENTATIVE DIST 40 POS 1

Vote For 1

- 01 = Dave Quall (D)
- 02 = WRITE-IN

VOTES PERCENT

20,832 96.93  
659 3.07

	01	02
0002 ALGER	194	12
0003 ALLEN	160	12
0004 DUNBAR 00	145	1
0007 BAY VIEW 03	312	7
0008 BELFAST 00	233	6
0011 BOW 02	490	19
0018 DIGBY 01	46	0
0020 EDISON 01	257	4
0024 GJEMES 01	363	11
0028 LOOKOUT 04	471	10
0030 MAPES 00	177	7
0031 MARCH POINT 03	24	0
0033 McRAE 01	410	10
0038 SKYRIDGE 01	441	18
0040 POINT WILLIAMS 00	329	7
0045 STERLING 01	235	4
0054 COUNTY 01	0	0
0055 FIDALGO 01	476	14
0056 GAGES 00	136	1
0057 SAMISH 00	279	7
0059 BLANCHARD 01	364	21
0060 VIEW TERRACE 00	6	0
0063 RIVERBEND 00	15	2
0064 PADILLA 01	110	2
0066 ANACORTES 1 00	335	7
0067 ANACORTES 4 00 00	341	4
0069 ANACORTES 6 00	392	5
0070 ANACORTES 7 00	777	23
0071 ANACORTES 9 00	360	16
0072 ANACORTES 11 00	564	12
0073 ANACORTES 17 00	750	28
0074 ANACORTES 20 00	609	12
0075 ANACORTES 21 00	709	25
0076 ANACORTES 22 00	471	21
0077 ANACORTES 24 00	734	16
0078 MOUNT VERNON 1 00	277	11
0079 MOUNT VERNON 2 00	229	10
0080 MOUNT VERNON 3 00	475	17
0081 MOUNT VERNON 4 00	610	19
0083 MOUNT VERNON 6 00	400	15
0084 MOUNT VERNON 7 00	471	20
0085 MOUNT VERNON 8 00	623	27
0086 MOUNT VERNON 9 00	308	9
0087 MOUNT VERNON 10 00	336	9
0088 MOUNT VERNON 11 00	317	5
0089 MOUNT VERNON 12 00	292	5
0090 MOUNT VERNON 14 00	595	18
0091 MOUNT VERNON 15 00	369	8
0092 MOUNT VERNON 16 00	627	18
0093 MOUNT VERNON 19 00	485	25
0094 MOUNT VERNON 21 01	652	29
0095 MOUNT VERNON 22 01	409	19
0098 MOUNT VERNON 28 00	104	9
0105 SEDRO-WOLLEY 7 00	0	0
0106 BURLINGTON 1 00	266	6



200411170150  
Skagit County Auditor

NUMBERED KEY CANVASS

SKAGIT COUNTY, WA  
NOVEMBER 2, 2004  
GENERAL ELECTION

Official

RUN DATE:11/17/04 10:13 AM

REPORT-ELS2

PAGE 0064

VOTES PERCENT

STATE REPRESENTATIVE DIST 40 POS 1

Vote For 1

01 = Dave Quall (D)

02 = WRITE-IN

20,832 96.93

659 3.07

(CONTINUED FROM PREVIOUS PAGE)

01 02

0107 BURLINGTON 2 00	267	5
0108 BURLINGTON 3 00	139	3
0109 BURLINGTON 4 00	253	8
0110 BURLINGTON 5 00	370	14
0111 BURLINGTON 6 00	243	6



200411170150

Skagit County Auditor

11/17/2004 Page

76 of

97 3:54PM

STATE REPRESENTATIVE DIST 40 POS 2

VOTES PERCENT

Vote For 1

01 = Jeff Morris (D)

20,511 97.91

02 = WRITE-IN

438 2.09

	01	02
0002 ALGER	195	3
0003 ALLEN	138	8
0004 DUNBAR 00	139	1
0007 BAY VIEW 03	292	4
0008 BELFAST 00	225	3
0011 BOW 02	471	10
0018 DIGBY 01	47	0
0020 EDISON 01	244	1
0024 GUEMES 01	386	4
0028 LOOKOUT 04	461	13
0030 MAPES 00	174	4
0031 MARCH POINT 03	21	1
0033 McRAE 01	396	7
0038 SKYRIDGE 01	435	10
0040 POINT WILLIAMS 00	322	4
0045 STERLING 01	233	3
0054 COUNTY 01	0	0
0055 FIDALGO 01	481	9
0056 GAGES 00	127	2
0057 SAMISH 00	272	6
0059 BLANCHARD 01	369	11
0060 VIEW TERRACE 00	6	0
0063 RIVERBEND 00	18	0
0064 PADILLA 01	104	2
0066 ANACORTES 1 00	333	4
0067 ANACORTES 4 00 00	326	4
0069 ANACORTES 6 00	379	10
0070 ANACORTES 7 00	765	22
0071 ANACORTES 9 00	352	14
0072 ANACORTES 11 00	559	7
0073 ANACORTES 17 00	759	22
0074 ANACORTES 20 00	604	11
0075 ANACORTES 21 00	709	21
0076 ANACORTES 22 00	473	17
0077 ANACORTES 24 00	727	11
0078 MOUNT VERNON 1 00	267	7
0079 MOUNT VERNON 2 00	223	8
0080 MOUNT VERNON 3 00	481	4
0081 MOUNT VERNON 4 00	600	13
0083 MOUNT VERNON 6 00	393	12
0084 MOUNT VERNON 7 00	466	11
0085 MOUNT VERNON 8 00	626	12
0086 MOUNT VERNON 9 00	303	1
0087 MOUNT VERNON 10 00	324	5
0088 MOUNT VERNON 11 00	317	4
0089 MOUNT VERNON 12 00	280	3
0090 MOUNT VERNON 14 00	566	15
0091 MOUNT VERNON 15 00	360	6
0092 MOUNT VERNON 16 00	634	9
0093 MOUNT VERNON 19 00	478	12
0094 MOUNT VERNON 21 01	635	19
0095 MOUNT VERNON 22 01	394	13
0098 MOUNT VERNON 28 00	100	6
0105 SEDRO-WOLLEY 7 00	0	0
0106 BURLINGTON 1 00	259	5



200411170150  
Skagit County Auditor

STATE REPRESENTATIVE DIST 40 POS 2

VOTES PERCENT

Vote For 1

01 = Jeff Morris (D)

20,511 97.91

02 = WRITE-IN

438 2.09

(CONTINUED FROM PREVIOUS PAGE)

01 02

	01	02
0107 BURLINGTON 2 00	262	4
0108 BURLINGTON 3 00	139	2
0109 BURLINGTON 4 00	251	3
0110 BURLINGTON 5 00	374	10
0111 BURLINGTON 6 00	237	5



200411170150

Skagit County Auditor

NUMBERED KEY CANVASS

SKAGIT COUNTY, WA  
NOVEMBER 2, 2004  
GENERAL ELECTION

Official

RUN DATE:11/17/04 10:13 AM

REPORT-EL52 PAGE 0067

COUNTY COMMISSIONER DIST 1

Vote For 1

- 01 = Leo Jacobs (D)
- 02 = Don Munks (R)

VOTES PERCENT  
 18,574 38.59  
 26,623 55.32

- 03 = Howard A. Pellett (G)
- 04 = WRITE-IN

VOTES PERCENT  
 2,885 5.99  
 47 .10

	01	02	03	04
0001 ALDER	129	192	11	0
0002 ALGER	107	138	22	0
0003 ALLEN	42	187	15	0
0004 DUNBAR 00	75	89	17	0
0005 AVON 01	195	281	28	1
0006 SAUK 01	225	254	21	2
0007 BAY VIEW 03	163	212	29	1
0008 BELFAST 00	98	199	12	0
0009 BIG LAKE 01	242	438	28	0
0010 BIRDSVIEW 01	209	263	25	1
0011 BOW 02	245	352	47	0
0012 CASCADE 01	65	58	15	0
0013 CEDARDALE 00	128	190	16	0
0014 CLEAR LAKE 01	207	279	43	2
0015 COUNTRY CLUB 00	54	187	5	0
0016 CONWAY 02	96	126	15	0
0017 DEWEY 01	332	540	62	0
0018 DIGBY 01	12	38	3	0
0019 DODGE VALLEY 01	88	109	23	0
0020 EDISON 01	111	213	16	0
0021 FIR 01	98	145	20	0
0022 FRUITDALE 00	341	374	35	2
0023 GEAR 00	177	423	21	1
0024 GJEMES 01	125	153	246	0
0025 HAMBURG 01	103	111	19	0
0026 HARMONY 01	128	235	19	2
0027 LAKE SIXTEEN 01	96	167	12	0
0028 LOOKOUT 04	232	354	30	2
0029 MANSFORD 01	60	45	1	0
0030 MAPES 00	89	140	5	0
0031 MARCH POINT 03	7	23	0	0
0032 McMURRAY WEST 01	136	137	28	0
0033 McRAE 01	181	299	29	0
0034 McMURRAY EAST 01	59	55	2	0
0035 MINKLER 01	121	169	15	0
0036 MONTBORNE 01	167	285	24	0
0037 NOOKACHAMPS 01	127	176	14	0
0038 SKYRIDGE 01	188	370	22	0
0039 PRAIRIE 02	128	230	20	0
0040 POINT WILLIAMS 00	144	260	25	0
0041 RIDGEWAY 03	127	222	16	0
0042 ROCKPORT 01	243	220	41	0
0043 SHELTER BAY 00	187	423	24	1
0044 SNEE OOSH 01	203	239	43	0
0045 STERLING 01	108	185	15	3
0046 SWINOMISH 00	373	293	18	1
0047 TINGLEY 01	125	165	18	0
0048 VAN FLEET 02	255	430	28	2
0049 VEDERE 01	149	250	15	0
0050 WHITNEY 01	68	119	9	0
0051 ROSARIO 01	248	410	51	0
0052 TERRACE 01	213	591	28	0
0053 STARBIRD 00	143	290	17	1
0054 COUNTY 01	0	0	0	0
0055 FIDALGO 01	207	381	59	1



200411170150

Skagit County Auditor

COUNTY COMMISSIONER DIST 1

VOTES PERCENT

VOTES PERCENT

Vote For 1

01 = Leo Jacobs (D)

18,574 38.59

03 = Howard A. Pellett (G)

2,885 5.99

02 = Don Munks (R)

26,623 55.32

04 = WRITE-IN

47 .10

(CONTINUED FROM PREVIOUS PAGE)

	01	02	03	04
0056 GAGES 00	59	90	5	0
0057 SAMISH 00	155	192	19	0
0058 COLLINS 00	38	40	4	0
0059 BLANCHARD 01	210	229	53	0
0060 VIEW TERRACE 00	7	1	0	0
0061 LAKE CAVANAUGH 01	52	66	8	0
0062 LITTLE MOUNTAIN 01	74	149	10	1
0063 RIVERBEND 00	4	25	2	0
0064 PADILLA 01	51	74	4	0
0065 FREDONIA 01	49	60	6	0
0066 ANACORTES 1 00	187	208	41	1
0067 ANACORTES 4 00 00	196	196	45	0
0068 ANACORTES 5 00	9	13	1	0
0069 ANACORTES 6 00	192	323	21	0
0070 ANACORTES 7 00	368	531	73	0
0071 ANACORTES 9 00	151	312	24	4
0072 ANACORTES 11 00	267	406	53	0
0073 ANACORTES 17 00	408	426	96	0
0074 ANACORTES 20 00	257	497	50	0
0075 ANACORTES 21 00	324	594	75	0
0076 ANACORTES 22 00	211	387	31	0
0077 ANACORTES 24 00	343	655	47	0
0078 MOUNT VERNON 1 00	141	184	11	0
0079 MOUNT VERNON 2 00	124	130	26	0
0080 MOUNT VERNON 3 00	247	300	32	3
0081 MOUNT VERNON 4 00	315	424	33	1
0082 MOUNT VERNON 5 00	14	39	3	0
0083 MOUNT VERNON 6 00	245	171	53	3
0084 MOUNT VERNON 7 00	234	270	60	1
0085 MOUNT VERNON 8 00	349	406	47	2
0086 MOUNT VERNON 9 00	152	183	31	0
0087 MOUNT VERNON 10 00	171	205	23	0
0088 MOUNT VERNON 11 00	163	244	12	0
0089 MOUNT VERNON 12 00	130	191	12	0
0090 MOUNT VERNON 14 00	321	375	33	0
0091 MOUNT VERNON 15 00	202	225	18	0
0092 MOUNT VERNON 16 00	297	481	30	1
0093 MOUNT VERNON 19 00	211	371	30	2
0094 MOUNT VERNON 21 01	356	428	23	2
0095 MOUNT VERNON 22 01	198	334	17	0
0096 MOUNT VERNON 26 00	0	0	0	0
0097 MOUNT VERNON 27 00	22	69	2	0
0098 MOUNT VERNON 28 00	64	65	8	0
0099 SEDRO WOOLLEY 1 00	210	248	14	2
0100 SEDRO WOOLLEY 2 00	236	348	14	0
0101 SEDRO WOOLLEY 3 00	215	218	19	0
0102 SEDRO WOOLLEY 4 00	278	316	29	0
0103 SEDRO WOOLLEY 5 00	272	267	21	0
0104 SEDRO WOOLLEY 6 00	248	264	22	0
0105 SEDRO-WOOLLEY 7 00	0	0	0	0
0106 BURLINGTON 1 00	132	172	18	0
0107 BURLINGTON 2 00	154	175	13	0
0108 BURLINGTON 3 00	73	86	9	0
0109 BURLINGTON 4 00	120	181	18	0
0110 BURLINGTON 5 00	196	293	17	0



200411170150  
Skagit County Auditor



NUMBERED KEY CANVASS

SKAGIT COUNTY, WA  
NOVEMBER 2, 2004  
GENERAL ELECTION

Official

RUN DATE:11/17/04 10:13 AM

REPORT-EL52 PAGE 0069

COUNTY COMMISSIONER DIST 1

VOTES PERCENT

VOTES PERCENT

Vote For 1

01 = Leo Jacobs (D)

18,574 38.59

03 = Howard A. Pellett (G)

2,885 5.99

02 = Don Munks (R)

26,623 55.32

04 = WRITE-IN

47 .10

(CONTINUED FROM PREVIOUS PAGE)

	01	02	03	04
0111 BURLINGTON 6 00	143	171	10	0
0112 BURLINGTON 7 01	74	121	9	0
0113 CONCRETE 00	111	146	17	0
0114 HAMILTON 00	54	55	9	0
0115 LA CONNER 00	255	203	47	1
0116 LYMAN 00	56	76	5	0



200411170150  
Skagit County Auditor

COUNTY COMMISSIONER DIST 2

VOTES PERCENT

VOTES PERCENT

Vote For 1

01 = Kenneth A. Dahlstedt (D)

02 = Tom Schroers (R)

28,963 61.24

18,267 38.63

03 = WRITE-IN

63 .13

-----  
01 02 03  
-----

0001 ALDER	204	132	0
0002 ALGER	162	104	0
0003 ALLEN	150	93	0
0004 DUNBAR 00	123	58	0
0005 AVON 01	343	171	0
0006 SAUK 01	296	197	2
0007 BAY VIEW 03	275	124	0
0008 BELFAST 00	182	119	0
0009 BIG LAKE 01	425	279	0
0010 BIRDSVIEW 01	279	214	1
0011 BOW 02	427	204	2
0012 CASCADE 01	87	46	0
0013 CEDARDALE 00	220	114	1
0014 CLEAR LAKE 01	334	189	1
0015 COUNTRY CLUB 00	150	94	1
0016 CONWAY 02	164	77	0
0017 DEWEY 01	514	382	1
0018 DIGBY 01	24	27	0
0019 DODGE VALLEY 01	162	54	0
0020 EDISON 01	239	96	1
0021 FIR 01	205	60	0
0022 FRUITDALE 00	436	306	1
0023 GEAR 00	348	280	0
0024 GUEMES 01	343	138	0
0025 HAMBURG 01	143	86	3
0026 HARMONY 01	280	104	1
0027 LAKE SIXTEEN 01	183	92	0
0028 LOOKOUT 04	351	266	0
0029 MANSFORD 01	62	41	0
0030 MAPES 00	140	92	0
0031 MARCH POINT 03	23	7	0
0032 McMURRAY WEST 01	182	117	1
0033 McRAE 01	297	213	1
0034 McMURRAY EAST 01	74	44	0
0035 MINKLER 01	175	123	0
0036 MONTBORNE 01	287	181	0
0037 NOOKACHAMPS 01	198	116	1
0038 SKYRIDGE 01	345	233	0
0039 PRAIRIE 02	210	158	0
0040 POINT WILLIAMS 00	291	120	1
0041 RIDGEWAY 03	238	115	1
0042 ROCKPORT 01	310	183	0
0043 SHELTER BAY 00	319	298	2
0044 SNEE OOSH 01	293	175	1
0045 STERLING 01	218	89	0
0046 SWINOMISH 00	439	226	0
0047 TINGLEY 01	173	136	0
0048 VAN FLEET 02	455	249	2
0049 VEDERE 01	274	135	0
0050 WHITNEY 01	116	78	0
0051 ROSARIO 01	372	298	1
0052 TERRACE 01	505	322	2
0053 STARBIRD 00	231	221	0
0054 COUNTY 01	0	0	0
0055 FIDALGO 01	338	275	0



200411170150

Skagit County Auditor

COUNTY COMMISSIONER DIST 2

VOTES PERCENT

VOTES PERCENT

Vote For 1

- 01 = Kenneth A. Dahlstedt (D)
- 02 = Tom Schroers (R)


28,963 61.24  
18,267 38.63

03 = WRITE-IN

63 .13

(CONTINUED FROM PREVIOUS PAGE)

	01	02	03
0056 GAGES 00	118	41	0
0057 SAMISH 00	229	128	0
0058 COLLINS 00	51	28	0
0059 BLANCHARD 01	304	170	1
0060 VIEW TERRACE 00	9	0	0
0061 LAKE CAVANAUGH 01	32	101	1
0062 LITTLE MOUNTAIN 01	129	101	1
0063 RIVERBEND 00	23	10	0
0064 PADILLA 01	97	34	0
0065 FREDONIA 01	79	37	0
0066 ANACORTES 1 00	270	149	0
0067 ANACORTES 4 00 00	255	163	1
0068 ANACORTES 5 00	15	8	0
0069 ANACORTES 6 00	291	225	0
0070 ANACORTES 7 00	527	413	1
0071 ANACORTES 9 00	225	231	1
0072 ANACORTES 11 00	431	267	0
0073 ANACORTES 17 00	594	295	1
0074 ANACORTES 20 00	444	332	1
0075 ANACORTES 21 00	470	464	1
0076 ANACORTES 22 00	301	306	1
0077 ANACORTES 24 00	481	501	0
0078 MOUNT VERNON 1 00	210	120	0
0079 MOUNT VERNON 2 00	179	96	0
0080 MOUNT VERNON 3 00	363	211	3
0081 MOUNT VERNON 4 00	474	299	0
0082 MOUNT VERNON 5 00	27	29	0
0083 MOUNT VERNON 6 00	333	127	1
0084 MOUNT VERNON 7 00	415	147	3
0085 MOUNT VERNON 8 00	477	310	2
0086 MOUNT VERNON 9 00	282	89	0
0087 MOUNT VERNON 10 00	234	161	1
0088 MOUNT VERNON 11 00	262	156	1
0089 MOUNT VERNON 12 00	194	136	0
0090 MOUNT VERNON 14 00	461	262	1
0091 MOUNT VERNON 15 00	288	146	0
0092 MOUNT VERNON 16 00	464	336	1
0093 MOUNT VERNON 19 00	357	252	2
0094 MOUNT VERNON 21 01	480	323	2
0095 MOUNT VERNON 22 01	303	235	1
0096 MOUNT VERNON 26 00	0	0	0
0097 MOUNT VERNON 27 00	54	40	0
0098 MOUNT VERNON 28 00	104	34	0
0099 SEDRO WOOLLEY 1 00	290	179	0
0100 SEDRO WOOLLEY 2 00	319	277	2
0101 SEDRO WOOLLEY 3 00	284	168	1
0102 SEDRO WOOLLEY 4 00	398	222	0
0103 SEDRO WOOLLEY 5 00	361	205	0
0104 SEDRO WOOLLEY 6 00	329	200	1
0105 SEDRO-WOOLLEY 7 00	0	0	0
0106 BURLINGTON 1 00	212	105	1
0107 BURLINGTON 2 00	221	117	0
0108 BURLINGTON 3 00	104	61	0
0109 BURLINGTON 4 00	186	134	0
0110 BURLINGTON 5 00	306	197	0



200411170150  
Skagit County Auditor

NUMBERED KEY CANVASS  
RUN DATE:11/17/04 10:13 AM

SKAGIT COUNTY, WA  
NOVEMBER 2, 2004  
GENERAL ELECTION

Official  
REPORT-EL52 PAGE 0072

	VOTES	PERCENT		VOTES	PERCENT
COUNTY COMMISSIONER DIST 2					
Vote For 1					
01 = Kenneth A. Dahlstedt (D)	28,963	61.24			
02 = Tom Schroers (R)	18,267	38.63	03 = WRITE-IN	63	.13

(CONTINUED FROM PREVIOUS PAGE)

	01	02	03
0111 BURLINGTON 6 00	206	116	1
0112 BURLINGTON 7 01	125	78	0
0113 CONCRETE 00	169	101	0
0114 HAMILTON 00	75	42	0
0115 LA CONNER 00	345	148	1
0116 LYMAN 00	83	53	0



STATE SUPREME COURT POS 1

VOTES PERCENT

VOTES PERCENT

Vote For 1

01 = Jim Johnson

21,681 50.29

02 = Mary Kay Becker

21,328 49.47

03 = WRITE-IN

107 .25

-----  
01 02 03  
-----

0001 ALDER	178	122	0
0002 ALGER	125	117	0
0003 ALLEN	119	93	1
0004 DUNBAR 00	88	72	1
0005 AVON 01	226	222	3
0006 SAUK 01	239	231	2
0007 BAY VIEW 03	186	178	1
0008 BELFAST 00	146	127	1
0009 BIG LAKE 01	330	289	2
0010 BIRDSVIEW 01	242	199	2
0011 BOW 02	272	267	1
0012 CASCADE 01	52	73	0
0013 CEDARDALE 00	165	134	1
0014 CLEAR LAKE 01	264	194	1
0015 COUNTRY CLUB 00	141	82	0
0016 CONWAY 02	111	96	0
0017 DEWEY 01	394	431	2
0018 DIGBY 01	29	18	0
0019 DODGE VALLEY 01	94	97	0
0020 EDISON 01	155	133	0
0021 FIR 01	115	125	0
0022 FRUITDALE 00	358	321	2
0023 GEAR 00	335	219	1
0024 GUEMES 01	151	294	1
0025 HAMBURG 01	86	131	0
0026 HARMONY 01	172	156	1
0027 LAKE SIXTEEN 01	156	92	1
0028 LOOKOUT 04	297	264	1
0029 MANSFORD 01	37	56	0
0030 MAPES 00	105	102	1
0031 MARCH POINT 03	19	9	0
0032 McMURRAY WEST 01	148	121	2
0033 McRAE 01	250	208	3
0034 McMURRAY EAST 01	62	40	0
0035 MINKLER 01	142	136	2
0036 MONTBORNE 01	223	198	1
0037 NOOKACHAMPS 01	149	144	1
0038 SKYRIDGE 01	258	253	0
0039 PRAIRIE 02	186	169	1
0040 POINT WILLIAMS 00	189	196	1
0041 RIDGEWAY 03	191	135	0
0042 ROCKPORT 01	211	237	1
0043 SHELTER BAY 00	360	224	2
0044 SNEE OOSH 01	202	229	1
0045 STERLING 01	167	111	2
0046 SWINOMISH 00	258	397	0
0047 TINGLEY 01	145	143	2
0048 VAN FLEET 02	372	277	2
0049 VEDERE 01	196	164	0
0050 WHITNEY 01	89	81	0
0051 ROSARIO 01	305	322	1
0052 TERRACE 01	419	299	0
0053 STARBIRD 00	240	149	3
0054 COUNTY 01	0	0	0
0055 FIDALGO 01	272	280	2



200411170150  
Skagit County Auditor

NUMBERED KEY CANVASS

SKAGIT COUNTY, WA  
NOVEMBER 2, 2004  
GENERAL ELECTION

Official

RUN DATE:11/17/04 10:13 AM

REPORT-EL52 PAGE 0074

STATE SUPREME COURT POS 1

Vote For 1

01 = Jim Johnson

02 = Mary Kay Becker

VOTES PERCENT

21,681 50.29

21,328 49.47

03 = WRITE-IN

VOTES PERCENT

107 .25

(CONTINUED FROM PREVIOUS PAGE)

	01	02	03
0056 GAGES 00	54	83	0
0057 SAMISH 00	153	171	1
0058 COLLINS 00	41	39	0
0059 BLANCHARD 01	186	271	0
0060 VIEW TERRACE 00	4	3	0
0061 LAKE CAVANAUGH 01	66	47	0
0062 LITTLE MOUNTAIN 01	129	89	1
0063 RIVERBEND 00	18	10	0
0064 PADILLA 01	61	56	0
0065 FREDONIA 01	64	40	0
0066 ANACORTES 1 00	171	212	2
0067 ANACORTES 4 00 00	164	225	0
0068 ANACORTES 5 00	12	10	0
0069 ANACORTES 6 00	229	212	1
0070 ANACORTES 7 00	405	447	3
0071 ANACORTES 9 00	209	207	3
0072 ANACORTES 11 00	309	334	2
0073 ANACORTES 17 00	347	498	2
0074 ANACORTES 20 00	331	394	1
0075 ANACORTES 21 00	436	428	1
0076 ANACORTES 22 00	282	281	0
0077 ANACORTES 24 00	459	450	3
0078 MOUNT VERNON 1 00	134	172	3
0079 MOUNT VERNON 2 00	122	135	0
0080 MOUNT VERNON 3 00	257	283	1
0081 MOUNT VERNON 4 00	332	355	1
0082 MOUNT VERNON 5 00	22	27	0
0083 MOUNT VERNON 6 00	185	229	3
0084 MOUNT VERNON 7 00	208	305	2
0085 MOUNT VERNON 8 00	383	332	0
0086 MOUNT VERNON 9 00	148	188	0
0087 MOUNT VERNON 10 00	193	171	3
0088 MOUNT VERNON 11 00	170	199	1
0089 MOUNT VERNON 12 00	158	157	0
0090 MOUNT VERNON 14 00	301	367	2
0091 MOUNT VERNON 15 00	177	214	0
0092 MOUNT VERNON 16 00	356	375	1
0093 MOUNT VERNON 19 00	268	273	6
0094 MOUNT VERNON 21 01	354	358	3
0095 MOUNT VERNON 22 01	241	252	0
0096 MOUNT VERNON 26 00	0	0	0
0097 MOUNT VERNON 27 00	52	24	0
0098 MOUNT VERNON 28 00	58	72	0
0099 SEDRO WOOLLEY 1 00	234	195	1
0100 SEDRO WOOLLEY 2 00	324	234	2
0101 SEDRO WOOLLEY 3 00	215	202	1
0102 SEDRO WOOLLEY 4 00	289	292	1
0103 SEDRO WOOLLEY 5 00	249	264	0
0104 SEDRO WOOLLEY 6 00	248	232	0
0105 SEDRO WOOLLEY 7 00	0	0	0
0106 BURLINGTON 1 00	138	145	0
0107 BURLINGTON 2 00	179	127	0
0108 BURLINGTON 3 00	54	89	1
0109 BURLINGTON 4 00	142	157	1
0110 BURLINGTON 5 00	221	236	0



200411170150  
Skagit County Auditor

NUMBERED KEY CANVASS

SKAGIT COUNTY, WA  
NOVEMBER 2, 2004  
GENERAL ELECTION

Official

RUN DATE:11/17/04 10:13 AM

REPORT-EL52 PAGE 0075

STATE SUPREME COURT POS 1

VOTES PERCENT

VOTES PERCENT

Vote For 1

01 = Jim Johnson

21,681 50.29

02 = Mary Kay Becker


21,328 49.47

03 = WRITE-IN

107 .25

(CONTINUED FROM PREVIOUS PAGE)

	01	02	03
0111 BURLINGTON 6 00	149	137	0
0112 BURLINGTON 7 01	112	82	0
0113 CONCRETE 00	136	110	0
0114 HAMILTON 00	56	56	0
0115 LA CONNER 00	188	265	1
0116 LYMAN 00	77	53	0



200411170150  
Skagit County Auditor

STATE SUPREME COURT POS 5

Vote For 1

01 = Barbara Madsen  
 02 = WRITE-IN

VOTES PERCENT

36,104 98.86  
 416 1.14

	01	02
0001 ALDER	250	1
0002 ALGER	203	1
0003 ALLEN	150	3
0004 DUNBAR 00	139	2
0005 AVON 01	377	5
0006 SAUK 01	410	9
0007 BAY VIEW 03	285	5
0008 BELFAST 00	226	3
0009 BIG LAKE 01	522	5
0010 BIRDSVIEW 01	395	4
0011 BOW 02	445	3
0012 CASCADE 01	108	1
0013 CEDARDALE 00	267	3
0014 CLEAR LAKE 01	389	4
0015 COUNTRY CLUB 00	198	0
0016 CONWAY 02	165	5
0017 DEWEY 01	673	14
0018 DIGBY 01	44	0
0019 DODGE VALLEY 01	168	3
0020 EDISON 01	225	1
0021 FIR 01	206	1
0022 FRUITDALE 00	595	7
0023 GEAR 00	454	7
0024 GUEMES 01	363	3
0025 HAMBURG 01	189	0
0026 HARMONY 01	256	1
0027 LAKE SIXTEEN 01	209	3
0028 LOOKOUT 04	437	5
0029 MANSFORD 01	77	0
0030 MAPES 00	177	3
0031 MARCH POINT 03	22	1
0032 McMURRAY WEST 01	235	4
0033 McRAE 01	378	5
0034 McMURRAY EAST 01	84	0
0035 MINKLER 01	235	5
0036 MONTBORNE 01	344	3
0037 NOOKACHAMPS 01	259	1
0038 SKYRIDGE 01	396	1
0039 PRAIRIE 02	304	5
0040 POINT WILLIAMS 00	301	1
0041 RIDGEWAY 03	283	4
0042 ROCKPORT 01	381	8
0043 SHELTER BAY 00	495	6
0044 SNEE OOSH 01	352	8
0045 STERLING 01	222	4
0046 SWINOMISH 00	576	5
0047 TINGLEY 01	223	7
0048 VAN FLEET 02	533	7
0049 VEDERE 01	323	2
0050 WHITNEY 01	142	1
0051 ROSARIO 01	506	12
0052 TERRACE 01	628	4
0053 STARBIRD 00	326	4
0054 COUNTY 01	0	0
0055 FIDALGO 01	448	6



200411170150  
 Skagit County Auditor



STATE SUPREME COURT POS 5

Vote For 1

01 - Barbara Madsen

02 - WRITE-IN

VOTES PERCENT

36,104 98.86

416 1.14

(CONTINUED FROM PREVIOUS PAGE)

	01	02
0056 GAGES 00	123	2
0057 SAMISH 00	263	1
0058 COLLINS 00	76	0
0059 BLANCHARD 01	354	5
0060 VIEW TERRACE 00	6	0
0061 LAKE CAVANAUGH 01	98	0
0062 LITTLE MOUNTAIN 01	186	1
0063 RIVERBEND 00	21	0
0064 PADILLA 01	102	0
0065 FREDONIA 01	82	0
0066 ANACORTES 1 00	323	5
0067 ANACORTES 4 00 00	323	3
0068 ANACORTES 5 00	20	1
0069 ANACORTES 6 00	354	3
0070 ANACORTES 7 00	717	7
0071 ANACORTES 9 00	340	7
0072 ANACORTES 11 00	541	3
0073 ANACORTES 17 00	722	6
0074 ANACORTES 20 00	580	8
0075 ANACORTES 21 00	681	9
0076 ANACORTES 22 00	463	2
0077 ANACORTES 24 00	712	6
0078 MOUNT VERNON 1 00	266	4
0079 MOUNT VERNON 2 00	222	2
0080 MOUNT VERNON 3 00	472	0
0081 MOUNT VERNON 4 00	582	8
0082 MOUNT VERNON 5 00	48	1
0083 MOUNT VERNON 6 00	360	9
0084 MOUNT VERNON 7 00	421	6
0085 MOUNT VERNON 8 00	589	10
0086 MOUNT VERNON 9 00	289	0
0087 MOUNT VERNON 10 00	323	3
0088 MOUNT VERNON 11 00	304	6
0089 MOUNT VERNON 12 00	267	0
0090 MOUNT VERNON 14 00	573	10
0091 MOUNT VERNON 15 00	337	4
0092 MOUNT VERNON 16 00	621	5
0093 MOUNT VERNON 19 00	450	8
0094 MOUNT VERNON 21 01	610	4
0095 MOUNT VERNON 22 01	405	3
0096 MOUNT VERNON 26 00	0	0
0097 MOUNT VERNON 27 00	60	0
0098 MOUNT VERNON 28 00	108	5
0099 SEDRO WOOLLEY 1 00	394	4
0100 SEDRO WOOLLEY 2 00	467	9
0101 SEDRO WOOLLEY 3 00	382	2
0102 SEDRO WOOLLEY 4 00	512	2
0103 SEDRO WOOLLEY 5 00	439	6
0104 SEDRO WOOLLEY 6 00	419	3
0105 SEDRO-WOOLLEY 7 00	0	0
0106 BURLINGTON 1 00	253	2
0107 BURLINGTON 2 00	263	1
0108 BURLINGTON 3 00	134	0
0109 BURLINGTON 4 00	261	3
0110 BURLINGTON 5 00	387	3



200411170150

Skagit County Auditor

NUMBERED KEY CANVASS

SKAGIT COUNTY, WA  
NOVEMBER 2, 2004  
GENERAL ELECTION

Official

RUN DATE:11/17/04 10:13 AM

REPORT-EL52 PAGE 007E

VOTES PERCENT

STATE SUPREME COURT POS 5

Vote For 1


01 = Barbara Madsen  
02 = WRITE-IN

36,104 98.86  
416 1.14

(CONTINUED FROM PREVIOUS PAGE)

01 02

0111 BURLINGTON 6 00	247	3
0112 BURLINGTON 7 01	176	0
0113 CONCRETE 00	212	1
0114 HAMILTON 00	95	3
0115 LA CONNER 00	371	7
0116 LYMAN 00	100	4



200411170150  
Skagit County Auditor

STATE SUPREME COURT POS 6  
Vote For 1

01 = Richard B. Sanders  
02 = Terry Sebring

VOTES PERCENT

24.502 60.37  
15.957 39.32

03 = WRITE-IN

VOTES PERCENT

126 .31

	01	02	03
0001 ALDER	176	104	0
0002 ALGER	146	84	0
0003 ALLEN	124	71	0
0004 DUNBAR 00	91	60	0
0005 AVON 01	254	172	1
0006 SAUK 01	260	190	3
0007 BAY VIEW 03	194	137	1
0008 BELFAST 00	161	91	1
0009 BIG LAKE 01	332	243	1
0010 BIRDSVIEW 01	235	176	3
0011 BOW 02	318	184	3
0012 CASCADE 01	74	49	0
0013 CEDARDALE 00	174	111	0
0014 CLEAR LAKE 01	259	165	3
0015 COUNTRY CLUB 00	149	63	0
0016 CONWAY 02	119	76	1
0017 DEWEY 01	488	286	2
0018 DIGBY 01	28	19	0
0019 DODGE VALLEY 01	117	61	0
0020 EDISON 01	174	83	1
0021 FIR 01	123	101	0
0022 FRUITDALE 00	367	287	2
0023 GEAR 00	306	207	3
0024 GUEMES 01	265	157	0
0025 HAMBURG 01	106	92	0
0026 HARMONY 01	178	122	0
0027 LAKE SIXTEEN 01	150	84	0
0028 LOOKOUT 04	319	200	2
0029 MANSFORD 01	54	41	0
0030 MAPES 00	129	68	1
0031 MARCH POINT 03	21	6	1
0032 McMURRAY WEST 01	164	89	4
0033 McRAE 01	248	178	3
0034 McMURRAY EAST 01	57	42	0
0035 MINKLER 01	170	95	2
0036 MONTBORNE 01	241	145	1
0037 NOOKACHAMPS 01	160	119	1
0038 SKYRIDGE 01	290	177	2
0039 PRAIRIE 02	220	117	1
0040 POINT WILLIAMS 00	221	124	1
0041 RIDGEWAY 03	209	98	0
0042 ROCKPORT 01	263	171	4
0043 SHELTER BAY 00	347	197	5
0044 SNEE OOSH 01	256	143	3
0045 STERLING 01	188	78	0
0046 SWINOMISH 00	271	346	1
0047 TINGLEY 01	146	116	2
0048 VAN FLEET 02	380	229	4
0049 VEDERE 01	228	123	1
0050 WHITNEY 01	92	67	0
0051 ROSARIO 01	370	205	3
0052 TERRACE 01	421	252	1
0053 STARBIRD 00	218	153	2
0054 COUNTY 01	0	0	0
0055 FIDALGO 01	311	203	2



200411170150  
Skagit County Auditor

STATE SUPREME COURT POS 6

VOTES PERCENT

VOTES PERCENT

Vote For 1

01 = Richard B. Sanders  
02 = Terry Sebring

24.502 60.37  
15.957 39.32

03 = WRITE-IN

126 .31

(CONTINUED FROM PREVIOUS PAGE)

01 02 03

	01	02	03
0056 GAGES 00	79	48	0
0057 SAMISH 00	188	123	0
0058 COLLINS 00	49	30	0
0059 BLANCHARD 01	256	150	4
0060 VIEW TERRACE 00	6	0	0
0061 LAKE CAVANAUGH 01	67	38	0
0062 LITTLE MOUNTAIN 01	130	76	1
0063 RIVERBEND 00	11	14	0
0064 PADILLA 01	76	34	0
0065 FREDONIA 01	62	36	1
0066 ANACORTES 1 00	209	159	1
0067 ANACORTES 4 00 00	201	157	0
0068 ANACORTES 5 00	13	8	0
0069 ANACORTES 6 00	254	161	1
0070 ANACORTES 7 00	478	311	3
0071 ANACORTES 9 00	234	164	3
0072 ANACORTES 11 00	381	223	1
0073 ANACORTES 17 00	467	323	0
0074 ANACORTES 20 00	441	247	1
0075 ANACORTES 21 00	505	296	4
0076 ANACORTES 22 00	301	237	0
0077 ANACORTES 24 00	571	295	2
0078 MOUNT VERNON 1 00	177	113	3
0079 MOUNT VERNON 2 00	131	105	0
0080 MOUNT VERNON 3 00	325	190	1
0081 MOUNT VERNON 4 00	374	288	1
0082 MOUNT VERNON 5 00	26	21	0
0083 MOUNT VERNON 6 00	231	169	2
0084 MOUNT VERNON 7 00	266	202	1
0085 MOUNT VERNON 8 00	416	264	1
0086 MOUNT VERNON 9 00	197	117	0
0087 MOUNT VERNON 10 00	211	133	2
0088 MOUNT VERNON 11 00	196	145	2
0089 MOUNT VERNON 12 00	162	131	0
0090 MOUNT VERNON 14 00	358	273	1
0091 MOUNT VERNON 15 00	200	166	0
0092 MOUNT VERNON 16 00	419	278	2
0093 MOUNT VERNON 19 00	287	211	5
0094 MOUNT VERNON 21 01	412	274	1
0095 MOUNT VERNON 22 01	293	160	0
0096 MOUNT VERNON 26 00	0	0	0
0097 MOUNT VERNON 27 00	30	48	0
0098 MOUNT VERNON 28 00	70	53	0
0099 SEDRO WOOLLEY 1 00	262	157	3
0100 SEDRO WOOLLEY 2 00	315	216	2
0101 SEDRO WOOLLEY 3 00	246	157	0
0102 SEDRO WOOLLEY 4 00	324	236	1
0103 SEDRO WOOLLEY 5 00	261	233	0
0104 SEDRO WOOLLEY 6 00	290	169	0
0105 SEDRO-WOOLLEY 7 00	0	0	0
0106 BURLINGTON 1 00	170	102	0
0107 BURLINGTON 2 00	191	100	0
0108 BURLINGTON 3 00	76	62	0
0109 BURLINGTON 4 00	179	103	1
0110 BURLINGTON 5 00	269	167	0



200411170150

Skagit County Auditor

NUMBERED KEY CANVASS

SKAGIT COUNTY, WA  
NOVEMBER 2, 2004  
GENERAL ELECTION

Official

RUN DATE:11/17/04 10:13 AM

REPORT-EL52 PAGE 0081

STATE SUPREME COURT POS 6

VOTES PERCENT

VOTES PERCENT

Vote For 1

01 = Richard B. Sanders

24,502 60.37

02 = Terry Sebring

15,957 39.32

03 = WRITE-IN

126 .31

(CONTINUED FROM PREVIOUS PAGE)

	01	02	03
0111 BURLINGTON 6 00	168	99	1
0112 BURLINGTON 7 01	115	72	0
0113 CONCRETE 00	137	94	0
0114 HAMILTON 00	78	35	0
0115 LA CONNER 00	224	183	2
0116 LYMAN 00	75	44	0



200411170150

Skagit County Auditor

PUBLIC UTILITY DIST 1 COMM DIST 3

VOTES PERCENT

VOTES PERCENT

Vote For 1

- 01 = James (Jim) Cook
- 02 = Jones Atterberry

22,046 56.95  
16,512 42.65

03 = WRITE-IN

156 .40

	01	02	03
0001 ALDER	192	111	0
0002 ALGER	128	82	1
0003 ALLEN	100	97	3
0004 DUNBAR 00	74	70	0
0005 AVON 01	227	195	2
0006 SAUK 01	300	144	3
0007 BAY VIEW 03	160	176	1
0008 BELFAST 00	145	108	1
0009 BIG LAKE 01	338	221	3
0010 BIRDSVIEW 01	294	140	2
0011 BOW 02	288	203	1
0012 CASCADE 01	76	27	0
0013 CEDARDALE 00	164	126	0
0014 CLEAR LAKE 01	248	178	3
0015 COUNTRY CLUB 00	94	109	1
0016 CONWAY 02	104	81	0
0017 DEWEY 01	386	322	0
0018 DIGBY 01	20	26	0
0019 DODGE VALLEY 01	94	77	1
0020 EDISON 01	143	104	2
0021 FIR 01	101	110	0
0022 FRUITDALE 00	401	257	1
0023 GEAR 00	284	235	1
0024 GUEMES 01	148	173	0
0025 HAMBURG 01	89	100	3
0026 HARMONY 01	158	137	3
0027 LAKE SIXTEEN 01	126	79	0
0028 LOOKOUT 04	297	195	3
0029 MANSFORD 01	53	26	0
0030 MAPES 00	100	104	1
0031 MARCH POINT 03	16	12	0
0032 McMURRAY WEST 01	143	99	2
0033 McRAE 01	254	176	3
0034 McMURRAY EAST 01	46	40	0
0035 MINKLER 01	154	107	3
0036 MONTBORNE 01	226	148	3
0037 NOOKACHAMPS 01	168	113	1
0038 SKYRIDGE 01	238	223	0
0039 PRAIRIE 02	194	129	2
0040 POINT WILLIAMS 00	170	137	1
0041 RIDGEWAY 03	174	138	0
0042 ROCKPORT 01	259	144	5
0043 SHELTER BAY 00	274	174	5
0044 SNEE OOSH 01	197	151	4
0045 STERLING 01	145	108	0
0046 SWINOMISH 00	263	294	0
0047 TINGLEY 01	148	105	0
0048 VAN FLEET 02	350	276	2
0049 VEDERE 01	194	156	1
0050 WHITNEY 01	62	82	0
0051 ROSARIO 01	271	233	1
0052 TERRACE 01	339	319	1
0053 STARBIRD 00	204	145	1
0054 COUNTY 01	0	0	0
0055 FIDALGO 01	242	241	1



200411170150

Skagit County Auditor

PUBLIC UTILITY DIST 1 COMM DIST 3

VOTES PERCENT

VOTES PERCENT

Vote For 1

- 01 = James (Jim) Cook
- 02 = Jones Atterberry

22.046 56.95  
16.512 42.65

03 = WRITE-IN

156 .40

(CONTINUED FROM PREVIOUS PAGE)

-----  
01 02 03  
-----

0056 GAGES 00	64	64	1
0057 SAMISH 00	177	117	0
0058 COLLINS 00	46	33	0
0059 BLANCHARD 01	207	136	2
0060 VIEW TERRACE 00	4	3	0
0061 LAKE CAVANAUGH 01	57	24	0
0062 LITTLE MOUNTAIN 01	104	80	1
0063 RIVERBEND 00	18	11	0
0064 PADILLA 01	69	35	0
0065 FREDONIA 01	55	41	0
0066 ANACORTES 1 00	173	171	2
0067 ANACORTES 4 00 00	179	155	2
0068 ANACORTES 5 00	9	14	0
0069 ANACORTES 6 00	221	170	3
0070 ANACORTES 7 00	421	332	4
0071 ANACORTES 9 00	197	157	3
0072 ANACORTES 11 00	322	254	1
0073 ANACORTES 17 00	391	337	5
0074 ANACORTES 20 00	323	291	2
0075 ANACORTES 21 00	407	315	1
0076 ANACORTES 22 00	253	204	1
0077 ANACORTES 24 00	382	351	5
0078 MOUNT VERNON 1 00	178	100	2
0079 MOUNT VERNON 2 00	143	91	0
0080 MOUNT VERNON 3 00	299	195	2
0081 MOUNT VERNON 4 00	366	267	2
0082 MOUNT VERNON 5 00	29	21	1
0083 MOUNT VERNON 6 00	233	147	5
0084 MOUNT VERNON 7 00	211	224	1
0085 MOUNT VERNON 8 00	393	268	1
0086 MOUNT VERNON 9 00	169	141	0
0087 MOUNT VERNON 10 00	217	120	2
0088 MOUNT VERNON 11 00	169	156	1
0089 MOUNT VERNON 12 00	162	125	1
0090 MOUNT VERNON 14 00	343	279	3
0091 MOUNT VERNON 15 00	207	148	1
0092 MOUNT VERNON 16 00	377	279	1
0093 MOUNT VERNON 19 00	287	202	7
0094 MOUNT VERNON 21 01	388	264	3
0095 MOUNT VERNON 22 01	233	179	1
0096 MOUNT VERNON 26 00	0	0	0
0097 MOUNT VERNON 27 00	35	37	0
0098 MOUNT VERNON 28 00	72	51	0
0099 SEDRO WOOLLEY 1 00	263	145	4
0100 SEDRO WOOLLEY 2 00	332	190	2
0101 SEDRO WOOLLEY 3 00	257	139	1
0102 SEDRO WOOLLEY 4 00	346	209	0
0103 SEDRO WOOLLEY 5 00	283	197	2
0104 SEDRO WOOLLEY 6 00	285	188	0
0105 SEDRO-WOOLLEY 7 00	0	0	0
0106 BURLINGTON 1 00	153	126	1
0107 BURLINGTON 2 00	170	132	0
0108 BURLINGTON 3 00	98	42	0
0109 BURLINGTON 4 00	159	110	3
0110 BURLINGTON 5 00	261	164	0



200411170150

Skagit County Auditor

PUBLIC UTILITY DIST 1 COMM DIST 3

VOTES PERCENT

VOTES PERCENT

Vote For 1

01 = James (Jim) Cook

22,046 56.95

02 = Jones Atterberry

16,512 42.65

03 = WRITE-IN

156 .40

(CONTINUED FROM PREVIOUS PAGE)

01 02 03

0111 BURLINGTON 6 00 165 111 1

0112 BURLINGTON 7 01 95 84 0

0113 CONCRETE 00 148 83 0

0114 HAMILTON 00 78 26 1

0115 LA CONNER 00 223 163 2

0116 LYMAN 00 77 51 0



200411170150

Skagit County Auditor



NUMBERED KEY CANVASS  
RUN DATE:11/17/04 10:13 AM

SKAGIT COUNTY, WA  
NOVEMBER 2, 2004  
GENERAL ELECTION

Official  
REPORT-EL52 PAGE 008

COUNTY FIRE PROTECTION DIST 17 TAX LEVY

VOTES PERCENT

Vote For 1  
01 = LEVY YES  
02 = LEVY NO

296 63.11  
173 36.89

-----  
01 02  
-----

0024 GJEMES 01

296 173

---



200411170150  
Skagit County Auditor

11/17/2004 Page 97 of 97 3:54PM